

The James Webb Space Telescope Mission



Matt Greenhouse

JWST Project Office

NASA Goddard Space Flight Center

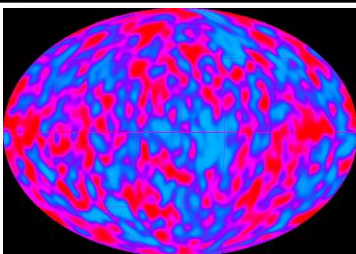

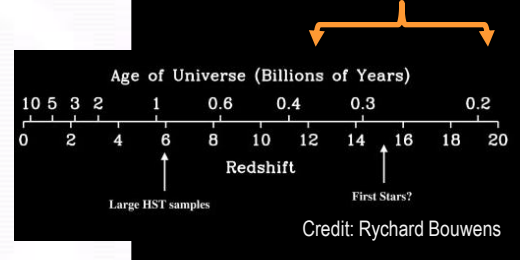
22 July 2016

@NASAWebbTelesc

#JWST

JWST is designed to look back in time to see the first galaxies

First Light (After the Big Bang)
 First luminous objects, proto-galaxies, supernovae of first stars



COBE: The oldest light



HST: Most distant objects yet seen

3 minutes

300,000 years

100 million years


1 billion years

13.7 billion years


Cosmic Dark Zone



WMAP




COBE



JWST

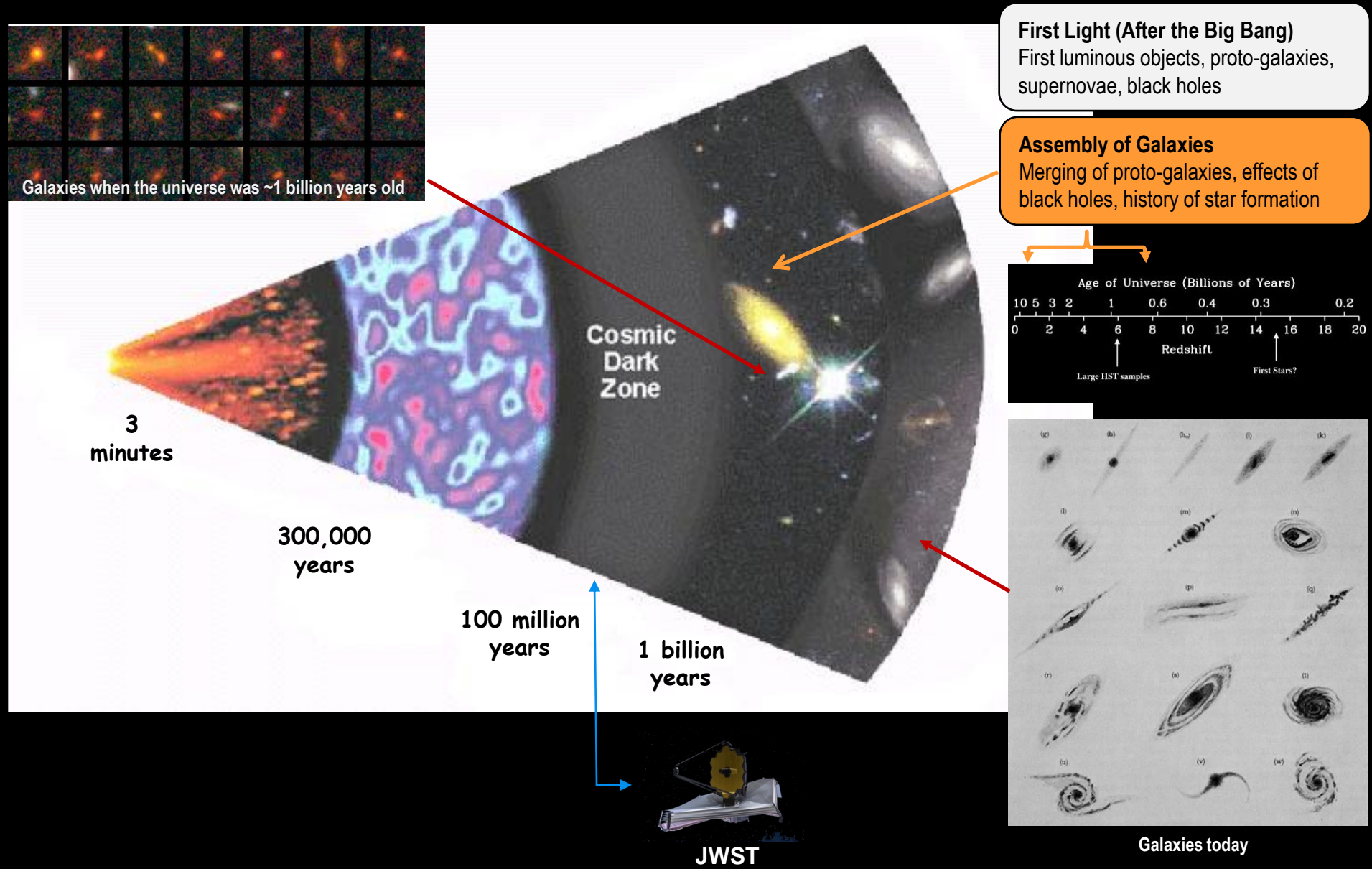


HST



Spitzer


JWST will image the infrared universe with unprecedented clarity



JWST will see how the structure and composition of galaxies evolve across cosmic time


Interacting Galaxies

Hubble Space Telescope • ACS/WFC • WFPC2



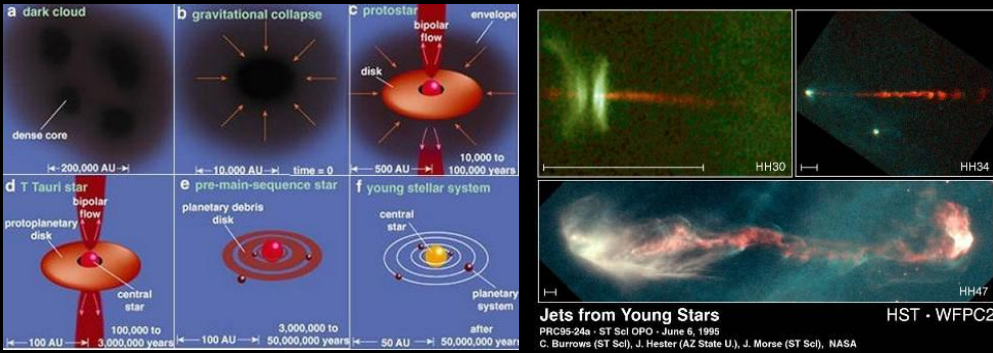
NASA, ESA, the Hubble Heritage (AURA/STScI)-ESA/Hubble Collaboration, and A. Evans (University of Virginia, Charlottesville/NRAO/Stony Brook University)

STScI-PRC08-16a

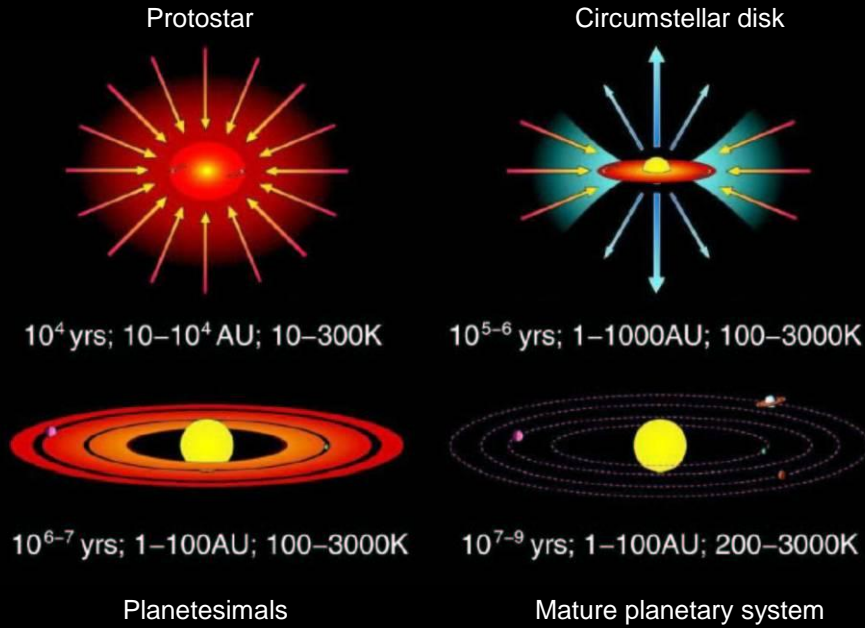


JWST will see into the birthplaces of stars to reveal how they form

Birth of Stars and Planetary Systems
How stars form and chemical elements are produced

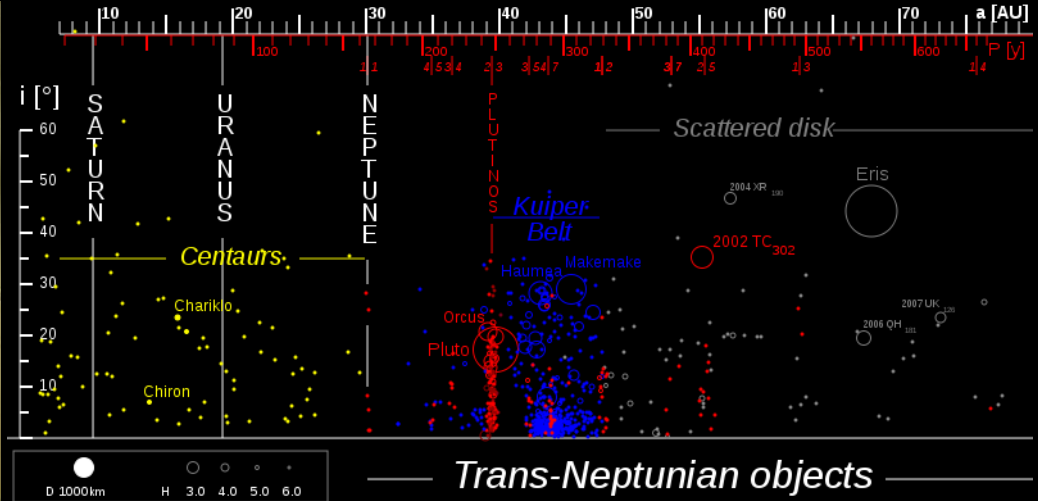


The Eagle Nebula as seen in the near-infrared



JWST will observe how planetary systems form and evolve

Artist Concept



First Light (After the Big Bang)

First luminous objects, proto-galaxies, supernovae, black holes

Assembly of Galaxies

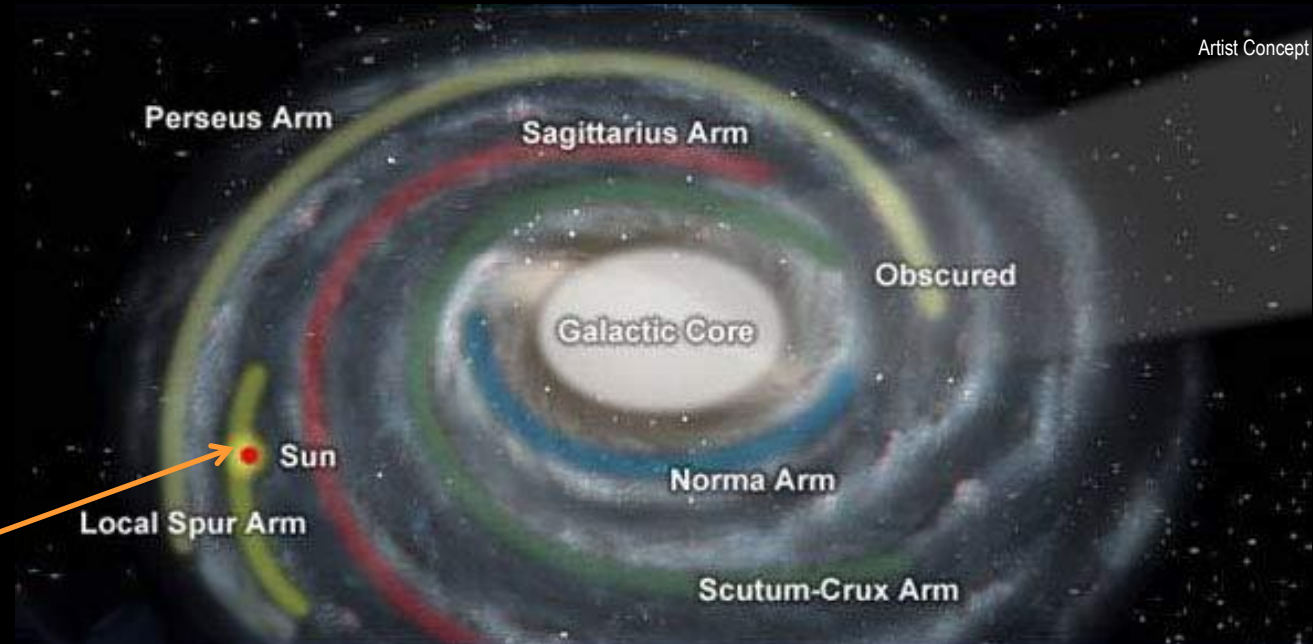
Merging of proto-galaxies, effects of black holes, history of star formation

Birth of Stars and Planetary Systems

How stars form and chemical elements are produced

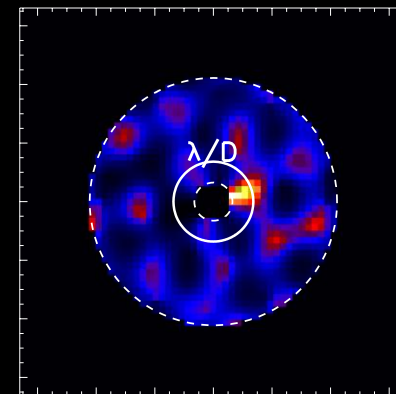
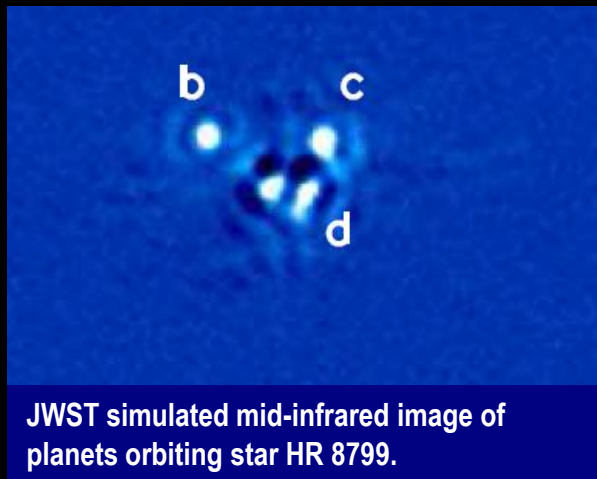
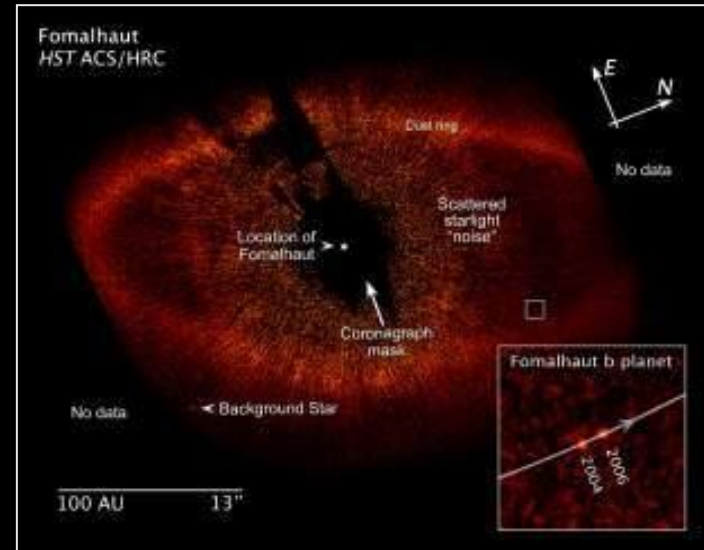
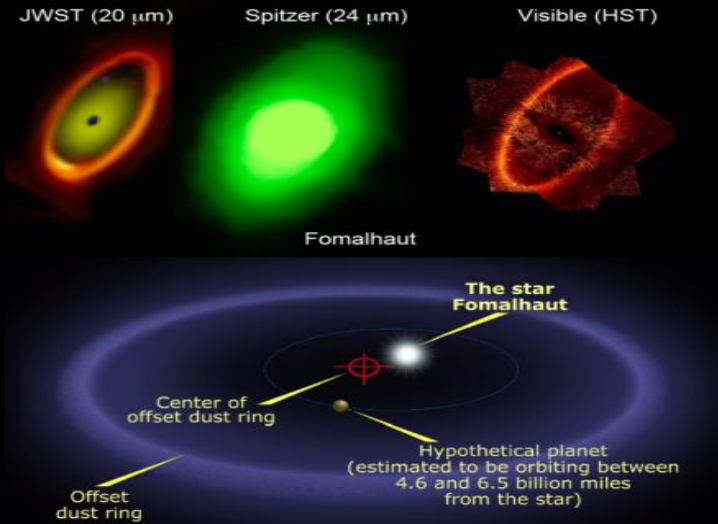
Planetary Systems & Origins of Life

Formation of planets



Artist Concept

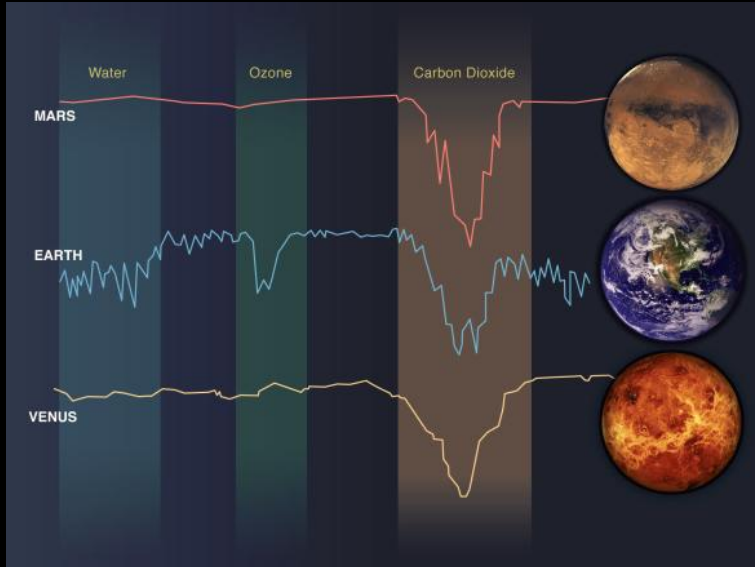
JWST will image exoplanets (planets orbiting stars other than the Sun)



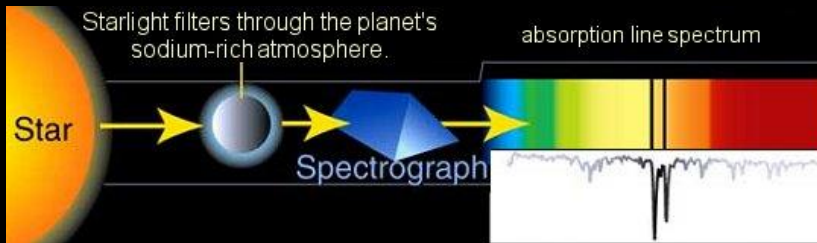
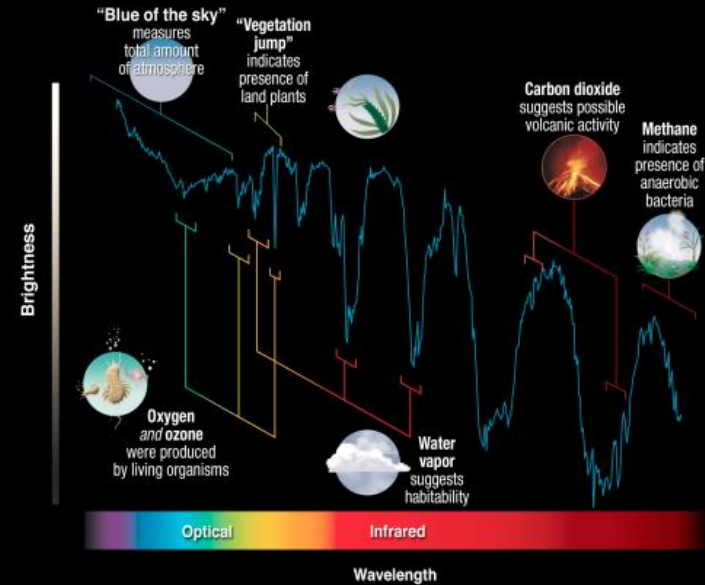
JWST simulated near-infrared image of a 1-2 M_{Jup} planet at ~ 1 AU of a M0V star 10 pc from the Sun.

JWST will revolutionize understanding of exoplanet atmospheres

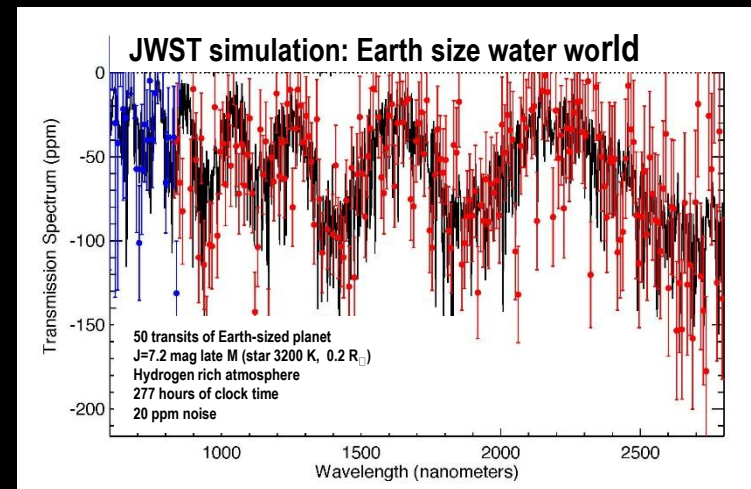
Composition is revealed by spectroscopy



So is the presence of life!




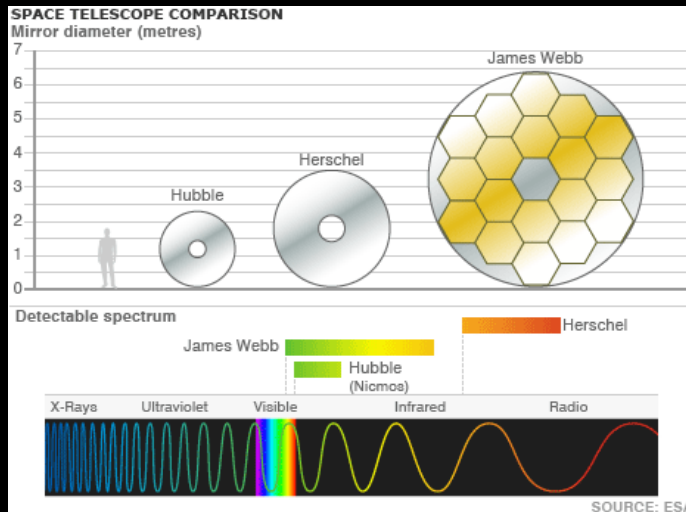
There are tens of billions of habitable worlds in our galaxy. JWST can detect liquid water on an exoplanet that is a few times the size of the Earth.



JWST requires the largest cryogenic telescope ever constructed

To achieve its science objectives, the JWST mission requires:

- 7X the light gathering capability of the Hubble Space Telescope
- Observing capability spanning the optical to mid-infrared spectrum
- Hubble-like angular resolution in the near-infrared



JWST will provide the first high definition view of the infrared universe

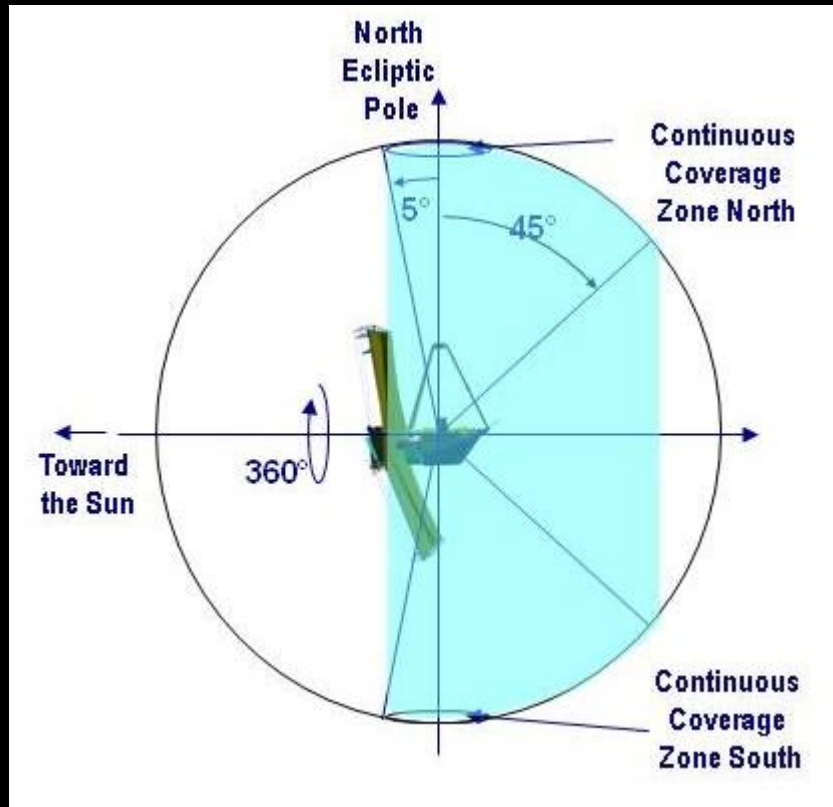
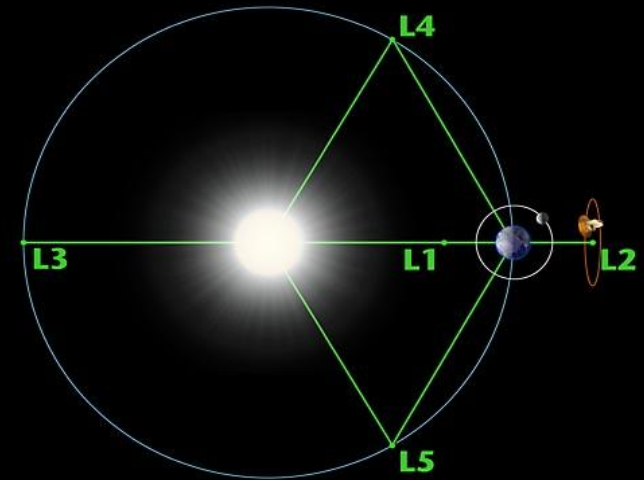
To meet these requirements, the JWST team had to solve two key problems:

- Provide a primary mirror that is larger in diameter than available rocket fairings
- Achieve a high stability cryogenic 40K (-233 C, -388 F) operating temperature

The JWST will be placed in orbit about the Sun-Earth L2 point approximately 1.5 million km (1 million miles) from Earth

An L2 point orbit was selected for JWST to enable passive cryogenic cooling

- Unstable orbit: station-keeping thrusters required
- Propellant sized for 10 years ($\Delta v \sim 93$ m/s)
- ~ 100 day direct transfer trajectory




The JWST can observe the whole sky while remaining continuously in the shadow of its sunshield

- Field of Regard is an annulus covering 35% of the sky
- The whole sky is covered twice each year with small continuous viewing zones at the Ecliptic poles


The telescope requires a segmented deployable mirror



Ariane 5 ECA

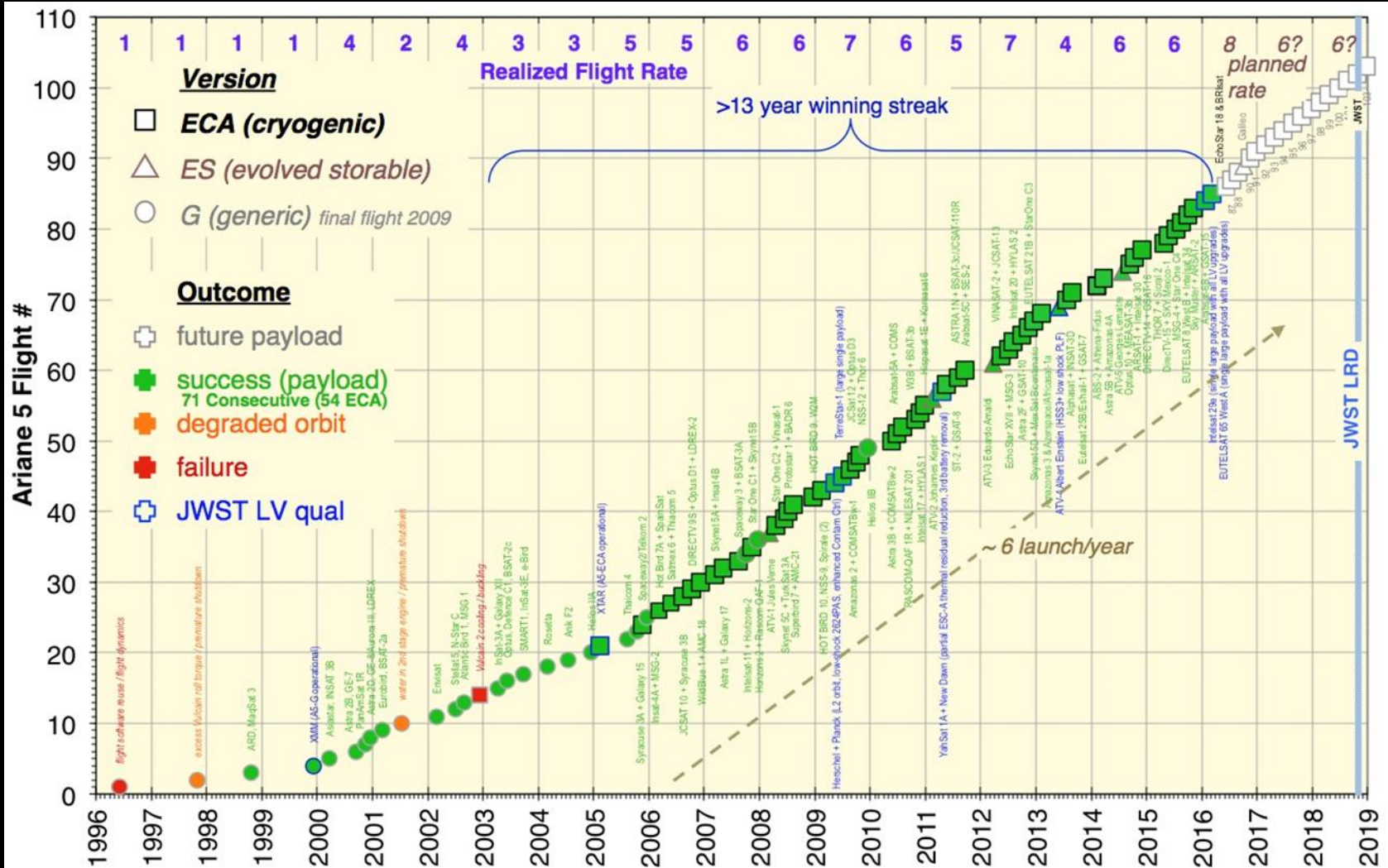


- Ariane V ECA launch vehicle (5 m diameter fairing)
- Launch from Kourou Launch Center (French Guiana) with direct transfer to L2 point.
- 6530 kg payload launched at ambient temperature with on orbit cooling to 50 K via passive thermal radiators
- 40 deployable structures and 178 release devices



The Ariane 5 ECA has over 55 consecutive successes to date

Status as of July 2016



The JWST program is a multi-agency partnership

Launch Segment




Ariane Launcher

Launch Vehicle

Payload Adapter

Launch Site Services

Observatory Segment



JWST Observatory

Optical Telescope Element (OTE)

Integrated Science Instrument Module (ISIM)



Spacecraft Element (SE)

Spacecraft Bus

Sunshield

Ground Segment



Deep Space Network



Space Telescope Science Institute


Science and Operations Center (SOC)

Common Systems

- Provided by NASA
- Provided by ESA
- Provided by CSA



Deployment Sequence Overview



The JWST space vehicle consists of three elements

Optical Telescope Element (OTE)


Collects star light from distant objects

Integrated Science Instrument Module (ISIM)

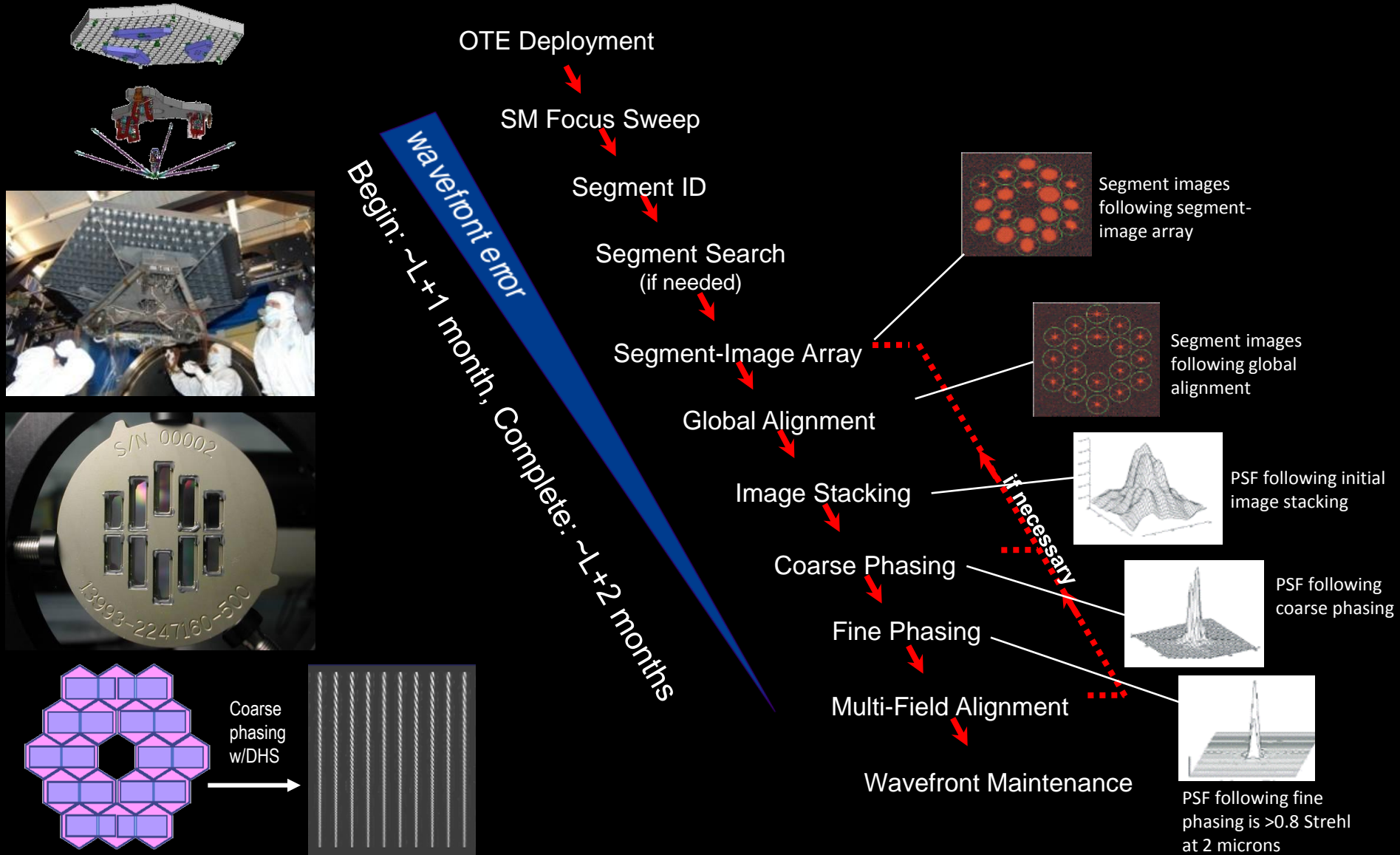
Extracts physics information from star light

Spacecraft

Attitude control, telecom, power & other systems



The mirror segments are adjusted in tip/tilt and radius of curvature during flight, enabling them to perform together as a single large mirror.




The telescope mirrors are fabricated from Beryllium

Key physical properties of Beryllium:



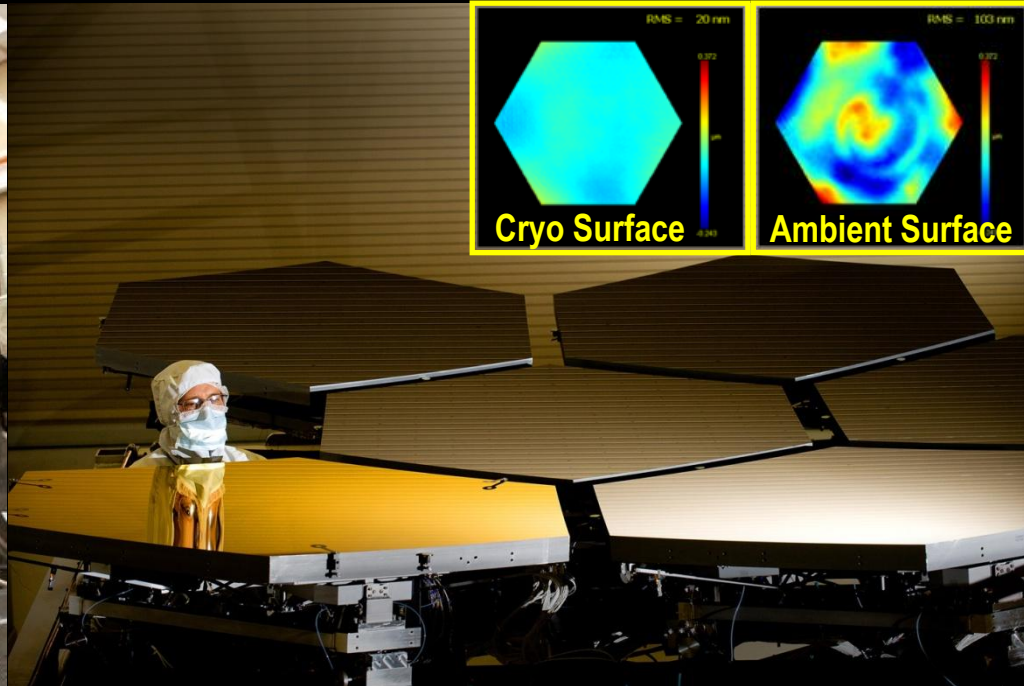
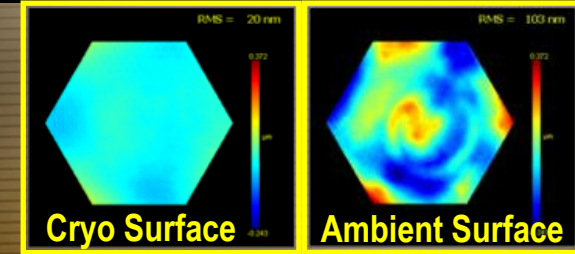

- low coefficient of thermal expansion at 50 K
- high thermal conductivity
- high stiffness to mass ratio
- Type O-30 spherical powder
- uniform CTE, high packing density, low oxide content

Primary mirror mass properties


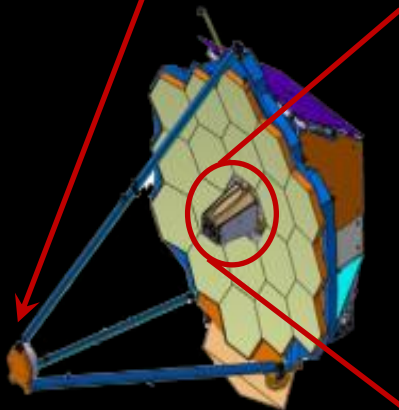

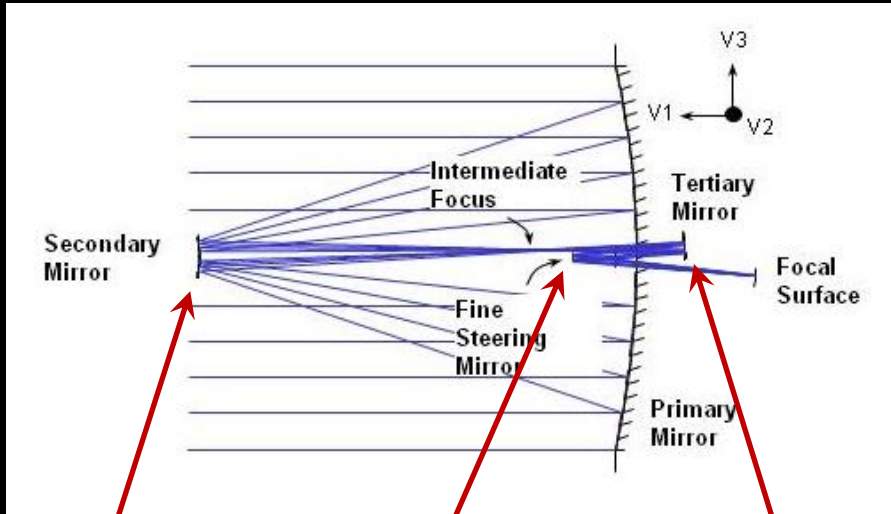
- substrate: 21.8 kg
- segment assembly: 39.4 kg
- OTE area density: $\sim 28 \text{ kg m}^{-2}$
 - HST (ULE) $\sim 180 \text{ kg m}^{-2}$ ($\sim 6\text{X}$ heavier)
 - Keck (Zerodur) $\sim 2000 \text{ kg m}^{-2}$ ($\sim 71\text{X}$ heavier)



A specially instrumented space simulation chamber at Marshall Space Flight Center was used to optically test the primary mirror segments at 50 K (-225 C, -370 F)

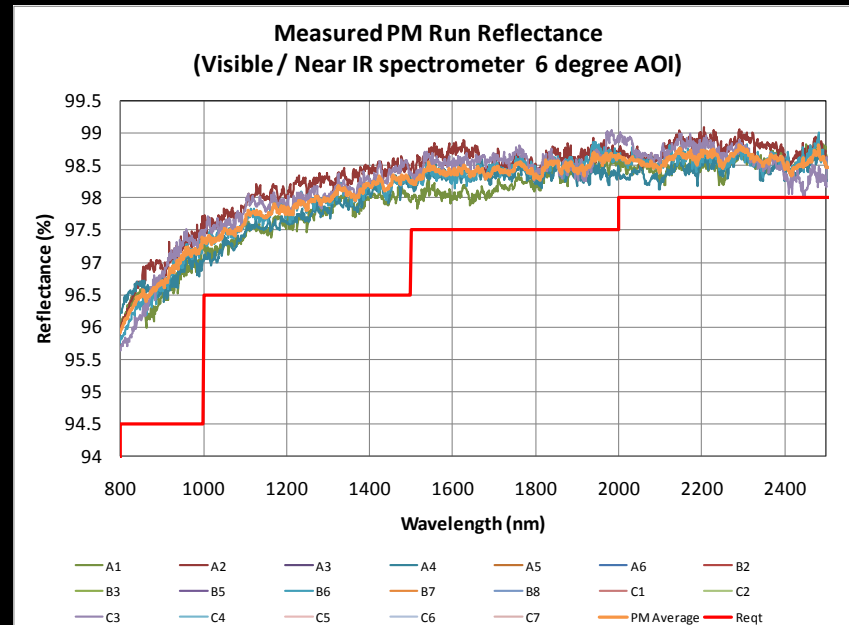


All telescope optics are in-spec in every respect




All of the mirrors are seen through testing to be smooth and reflective enough to enable the mission science objectives

Mirror	Total RMS SFE (nm)	Requirement RMS SFE (nm)
18 primary Segments (Composite Figure)	25.0	25.8
Secondary	19.8	23.5
Tertiary	20.5	23.2
FSM	14.7	18.7



Buildup of telescope flight structure is complete

The structure consists of ~3,200 bonded composite piece parts




OTE pathfinder structure manual deployment test: June 2014



The spacecraft bus structure is nearing completion




Spacecraft and OTE structure fit check has been completed



← OTE Structure

← Spacecraft Structure



Integration of the flight telescope mirrors with the structure has been completed



Integration of other telescope elements is ongoing

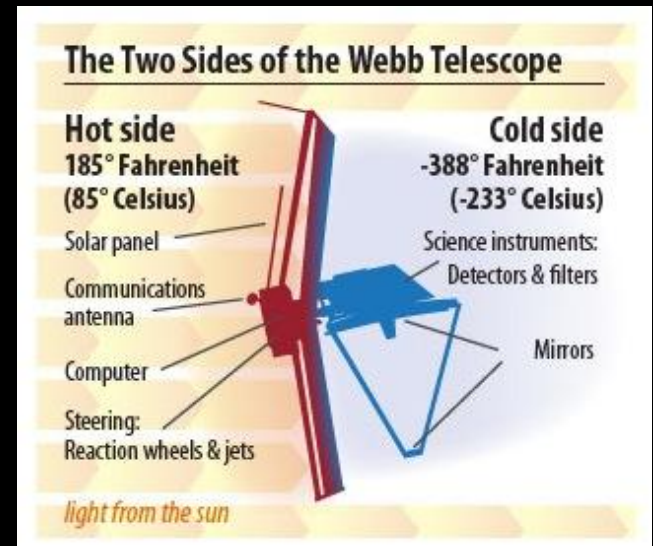


The JWST's 5 layer sunshield has an SPF of $\sim 10^6$



Sunshield Facts

- Measures 73 x 40 feet and has 5 layers
- Made of heat-resistant Kapton coated with silicon on sun side and aluminum on other surfaces
- Sun side reaches 358 K (85° C), dark side stays at 40 K (-233° C)
- Each of 5 layers consist of 50 pieces to form shape
- Seaming involves 7,000 inches of thermal welds
- Seam-to-seam accuracy ~ 0.05 inch with shape of (tennis court size) layers accurate to a few tenths of an inch



Sunshield Manual Deployment Test: June 2014



The JWST space vehicle consists of three elements

Optical Telescope Element (OTE)

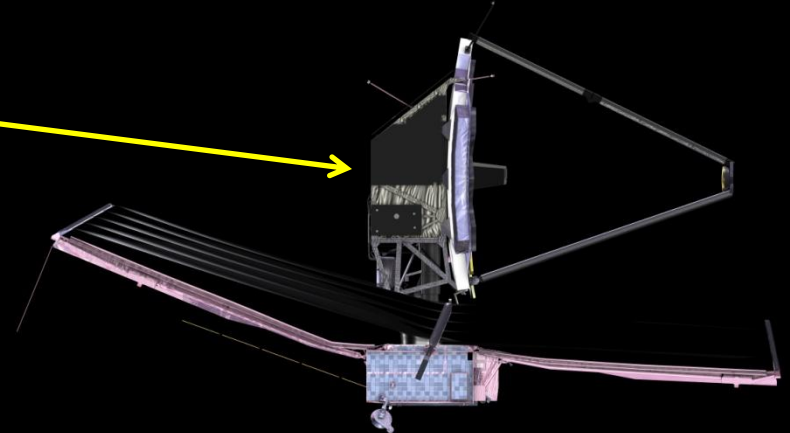
Collects star light from distant objects

Integrated Science Instrument Module (ISIM)


Extracts physics information from star light

Spacecraft

Attitude control, telecom, power & other systems



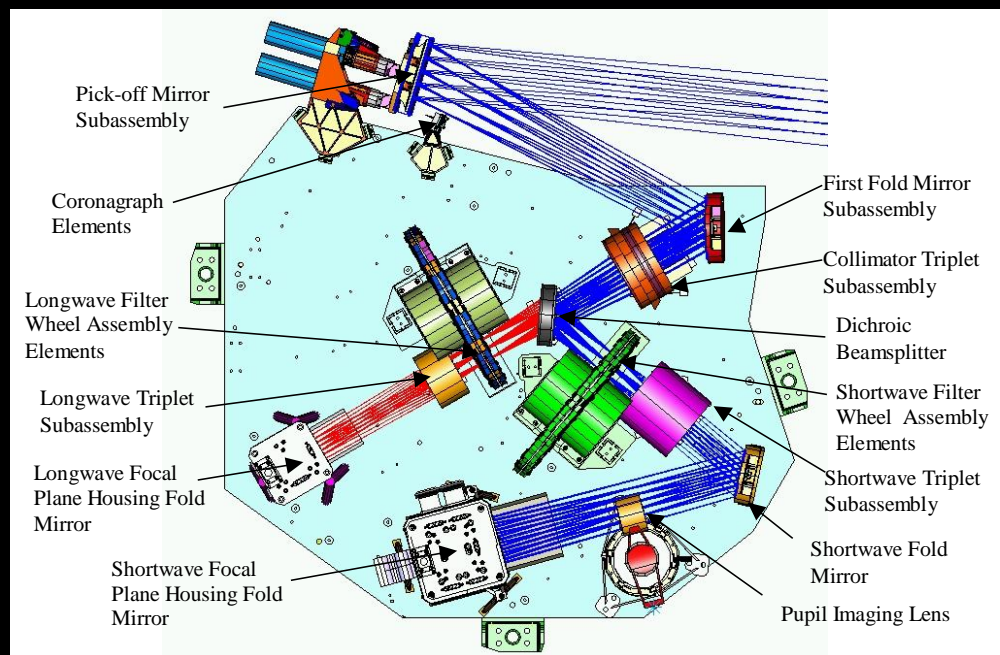
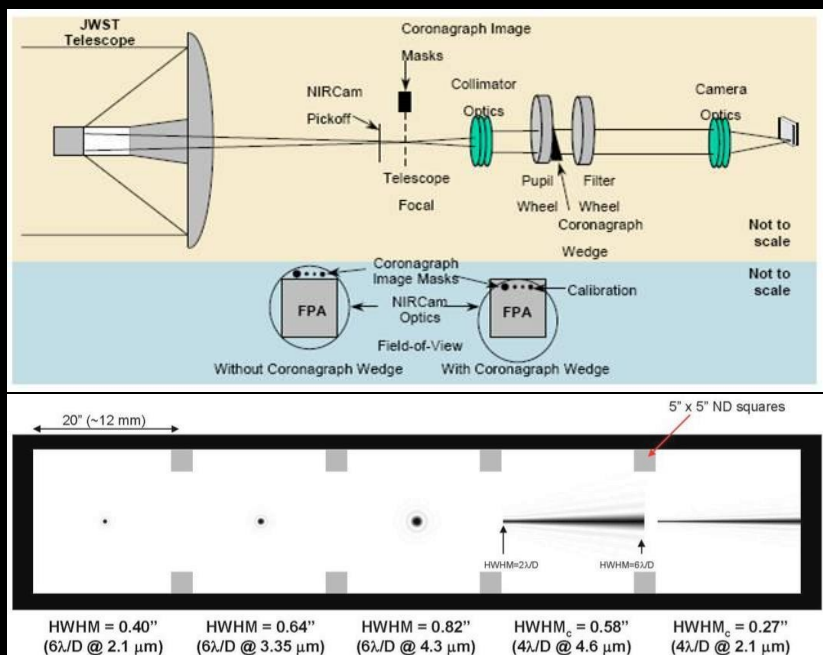
The NIRCam will image the earliest epoch of galaxy formation



NIRCam Flight Model

NIRCam will provide the deepest near-infrared images ever and will identify primeval galaxy targets for the NIRSpec

- Developed by the University of Arizona with Lockheed Martin
 - Operating wavelength: 0.6 – 5.0 microns
 - Field of view: 2.2 x 4.4 arc minutes
 - Angular resolution (1 pixel): 32 mas < 2.3 microns, 65 mas > 2.4 microns
 - Imagery: R= 4, 10, 100 filters
 - Spectroscopy: grism (slit-less) R~2000 2.4 – 5 microns
 - Coronagraph


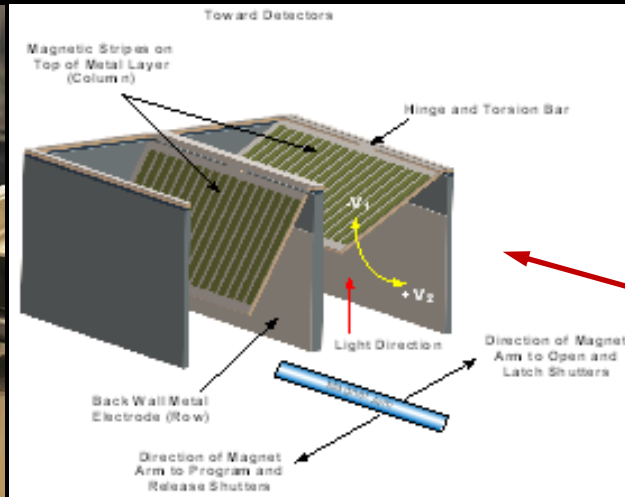



NIRSpec can obtain spectra of 100 compact galaxies simultaneously

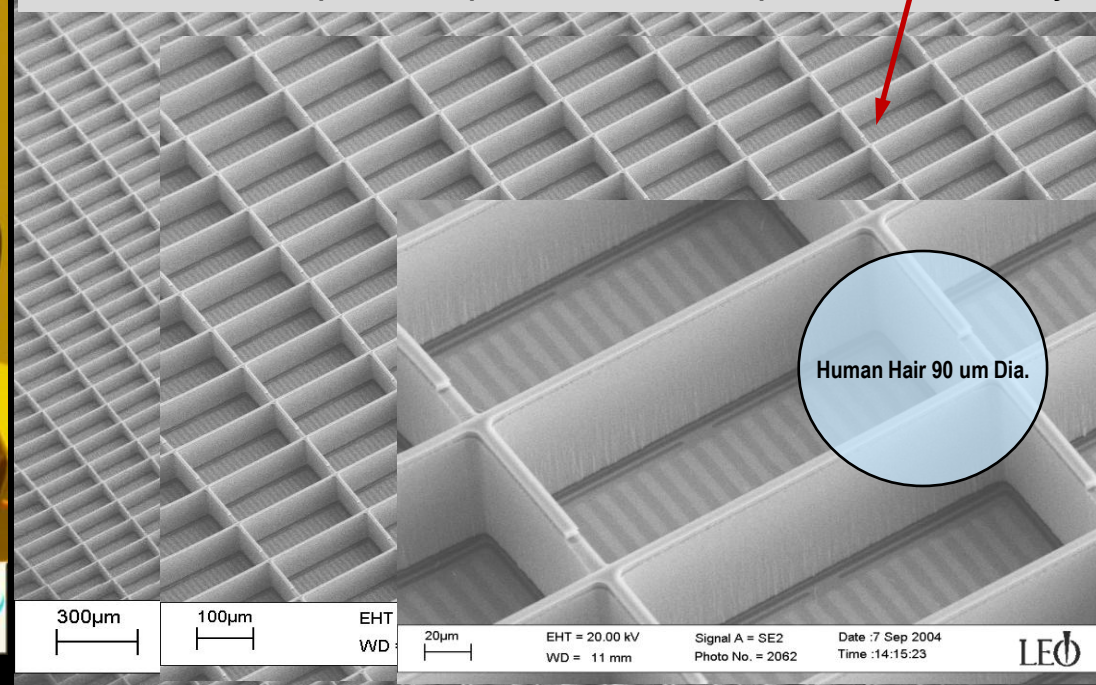


Aperture control: 250,000 programmable micro-shutters

JWST-PV-048827



203 x 463 mas shutter pixel clear aperture, 267 x 528 mas pitch, 4 x 171 x 365 array



Flight MSA



300µm

100µm

EHT
WD

20µm

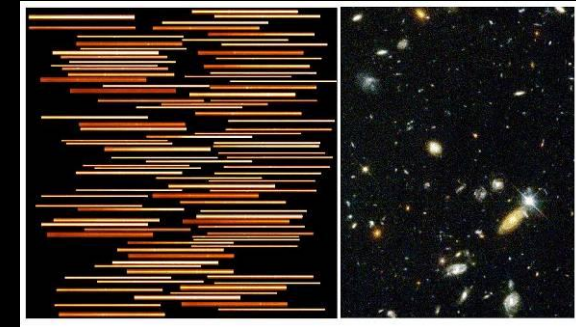
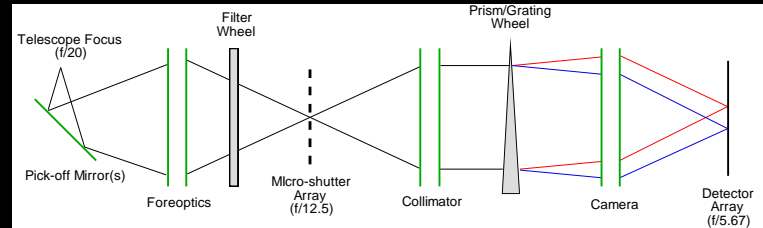
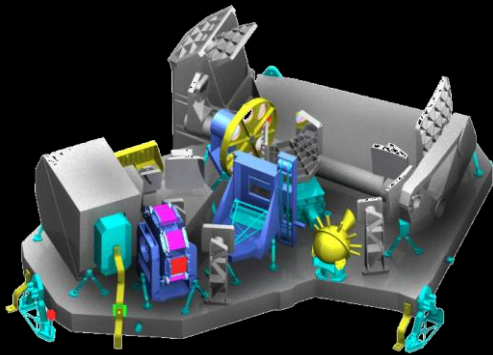
EHT = 20.00 kV
WD = 11 mm

Signal A = SE2
Photo No. = 2062

Date : 7 Sep 2004
Time : 14:15:23



The NIRSpec will acquire near-infrared spectra of up to 100 objects in a single exposure



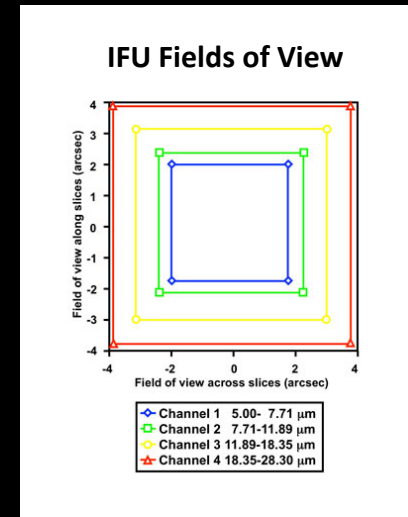
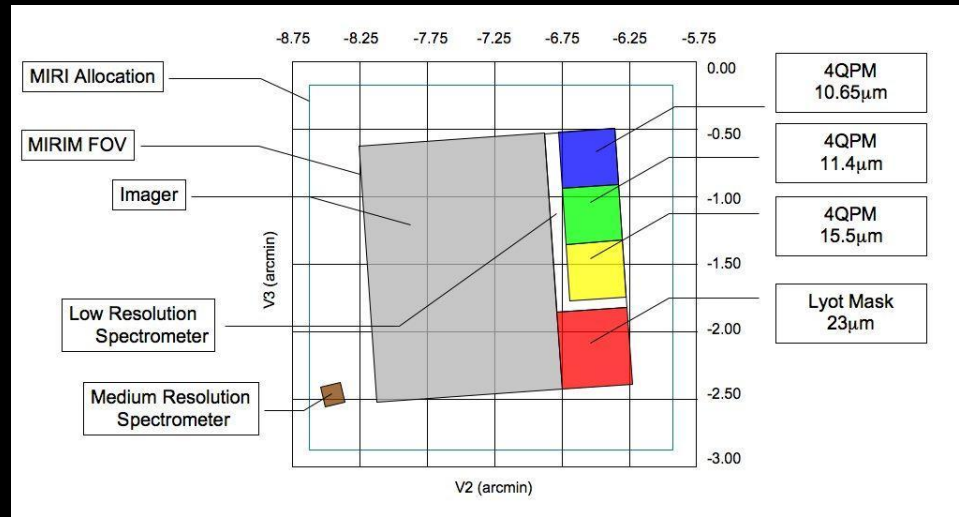
- Developed by the European Space Technology Center (ESTEC) with Astrium and Goddard Space Flight Center
 - Operating wavelength: 0.6 – 5.0 microns
 - Spectral resolution: 100, 1000, 3000
 - Field of view: 3.4 x 3.4 arc minutes
 - Aperture control:
 - Programmable micro-shutters, 250,000 pixels
 - 203 x 463 mas clear aperture (267 x 528 mas pitch)
 - Fixed long slits & transit spectroscopy aperture
 - 200, 400, 1600 mas slit width
 - Image slicer (IFU) 3x3 arc sec FOV (100 mas slice width)
 - All aperture control modes available with any spectral resolution mode

MIRI will provide humanity's first high definition view of the mid-infrared universe



MIRI flight model

The MIRI will characterize circumstellar debris disks, extra-solar planets, and the evolutionary state of high redshift galaxies



- Developed by a consortium of 10 European countries and NASA/JPL
 - Operating wavelength: 5 – 28.5 microns
 - Broad-band imagery: 1.9 x 1.4 arc minutes FOV, 110 mas/pixel, 9 filters ($R \sim 5$)
 - Spectroscopy:
 - $R \sim 100$ long slit spectroscopy 5 x 0.2 arc sec
 - $R \sim 3000$ IFU spectroscopy (4 image slicers fed by dichroic beam splitters)
 - Slice width: 19, 19, 24, and 27 mas
 - Coronagraphic imagery: Three 4QPMs and 1 Lyot occulting mask, 110 mas/pixel

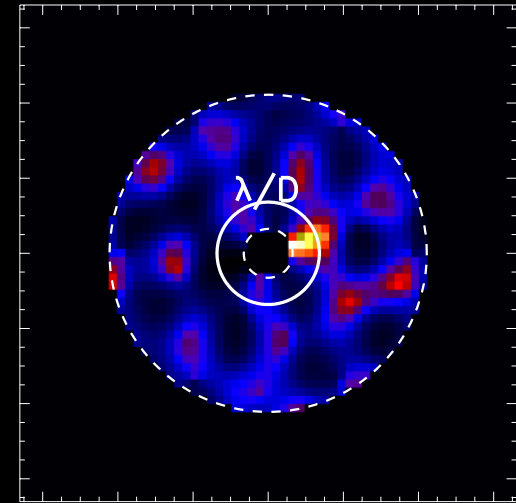
FGS can sense pointing to 1 millionth degree precision
NIRISS can image exoplanets that are too close to their star for coronagraphs



Flight FGS

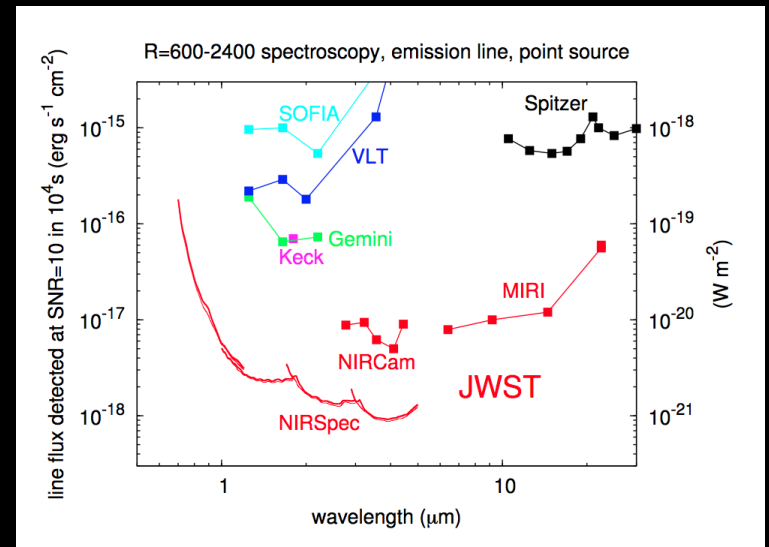
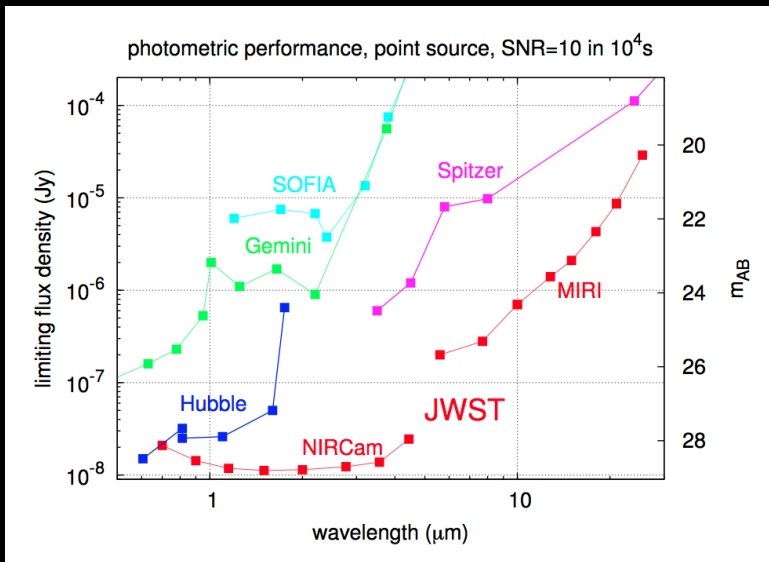
The FGS-Guider and NIRISS provide telescope pointing control imagery & slitless spectroscopy for Ly- α galaxy surveys and extra-solar planet transits

- Developed by the Canadian Space Agency with ComDev
- **FGS:** 4 mas noise equivalent angle (0.6 – 5 microns)
 - ~95% probability of guide star acquisition over whole sky
 - 7 mas LOS pointing stability
- **NIRISS:**
 - Wide-field slit-less spectroscopic imagery (grism)
 - $R \sim 150$, 0.8 – 2.25 microns optimized for Ly alpha galaxy surveys
 - Single object spectroscopic imagery (grism): 3 orders cross-dispersed
 - $R \sim 700$, 0.7 – 2.5 microns optimized for exoplanet transit spectroscopy
 - Aperture mask interferometric imaging (7 aperture NRM, 21 unique baselines) 3.8, 4.3, and 4.8 microns (IWA $\sim 0.5\lambda/D$)
 - 68 mas/pixel all modes

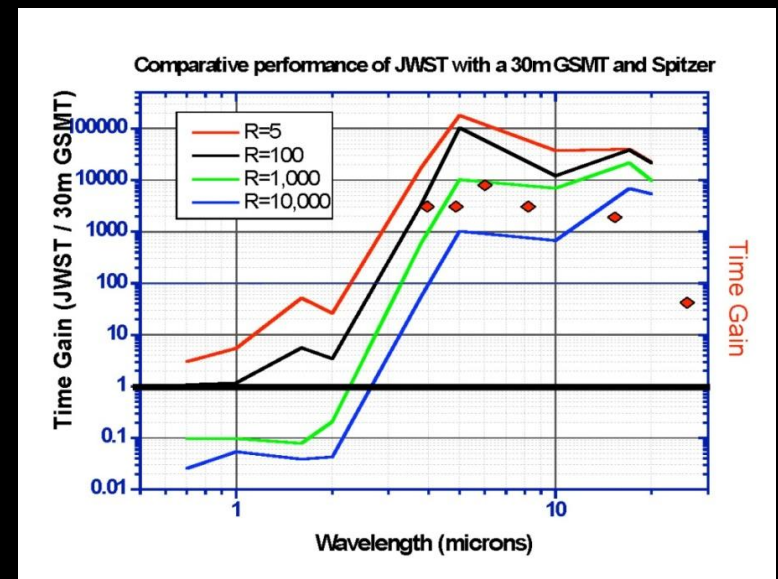
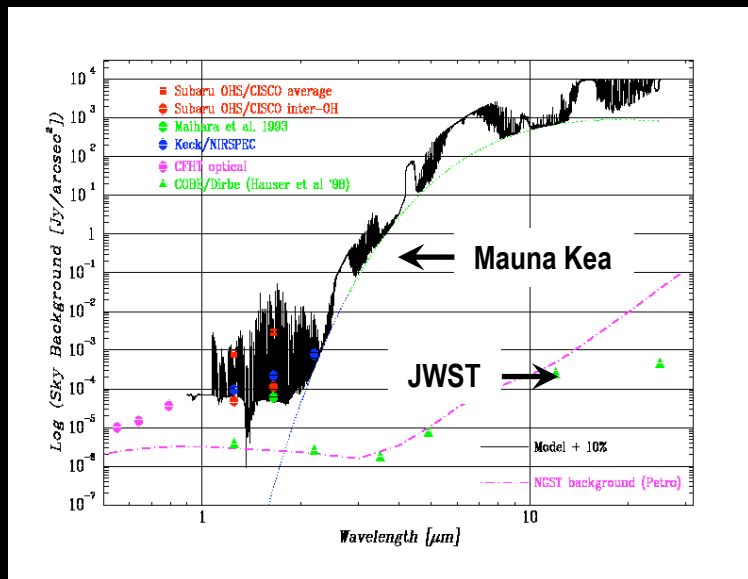


Simulated NIRISS aperture mask near-infrared image of a 1-2 M_{Jup} planet at ~ 1 AU of a M0V star 10 pc from the Sun.

JWST will achieve unprecedented infrared sensitivity




However, 30 m ground-based facilities can challenge JWST performance for $R > 1000$ spectroscopy at wavelengths < 1.7 microns



Observer take-aways

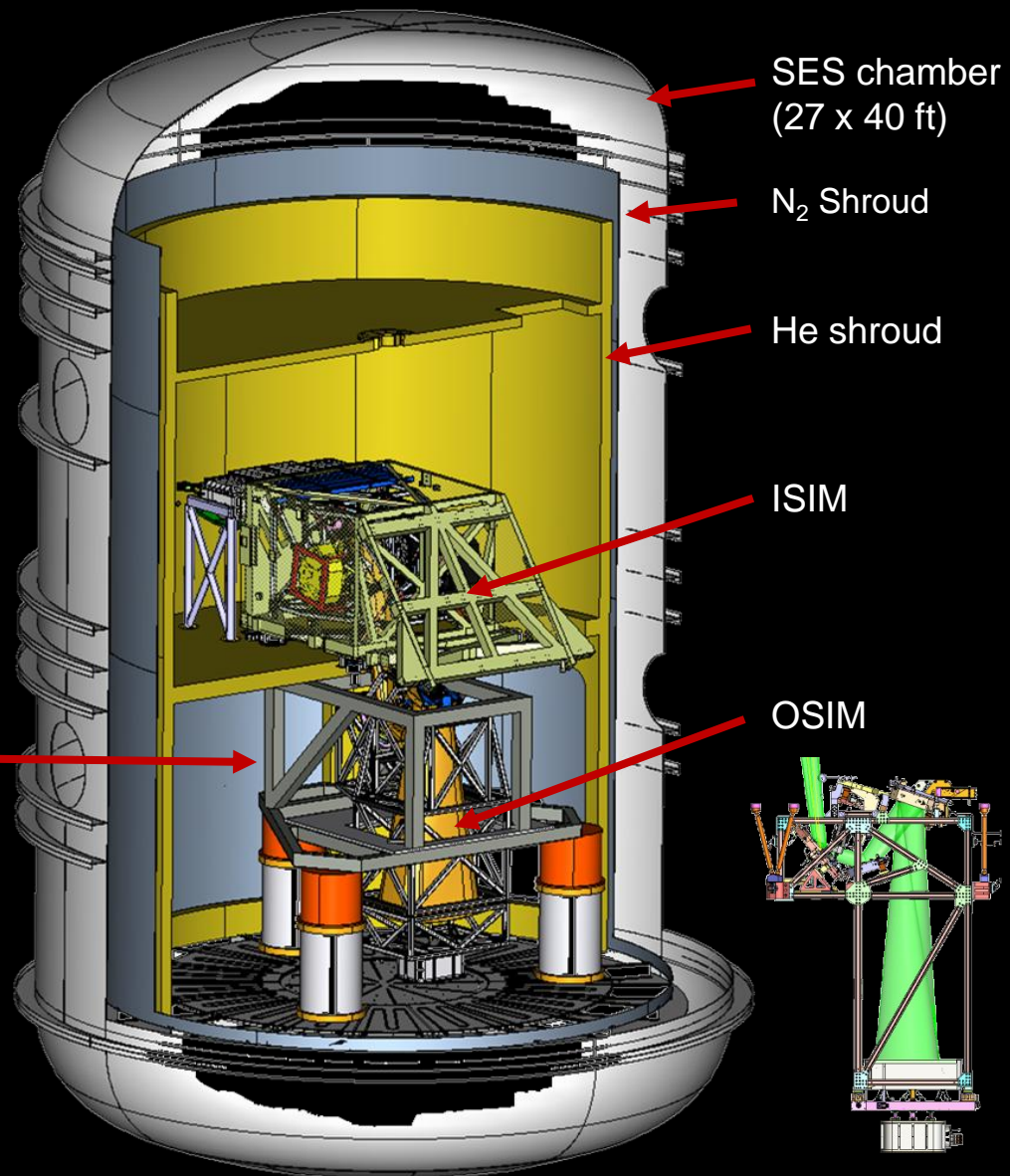
- The ISIM contains a Fine Guidance Sensor that enables the observatory to achieve 7 mas pointing stability
- The ISIM includes 4 science sensors that enable:
 - Nyquist sampled imagery in broad-band filters
 - Coronagraphic imagery with contrast $\sim 10^4 - 10^5$ over the whole JWST wavelength range
 - Slit-less, long slit, and multi-object spectroscopy with $R \sim 10^2 - 10^3$
 - IFU spectroscopy over the whole JWST wavelength range
 - Interferometric imagery over 4-5 microns with resolution $0.5\lambda/D$
- All ISIM sensors have sub-array detector readout capability to enable observation of bright targets
- All ISIM sensors are designed for simultaneous and continuous operation

The science instrument payload (ISIM) began construction during 2006 and completed acceptance testing during March 2016



ISIM was tested in the Goddard Space Environment Simulator (SES) chamber using a cryogenic telescope simulator (OSIM)

The 3rd of 3 100 day SES test cycles of the ISIM was completed during Feb 2016



The telescope and instrument module will be integrated to each other at GSFC and will then be sent to Johnson Space Flight Center during 2016



STTARS being loaded into a C5 aircraft



Space Telescope Transporter for Air Road and Sea (STTARS)


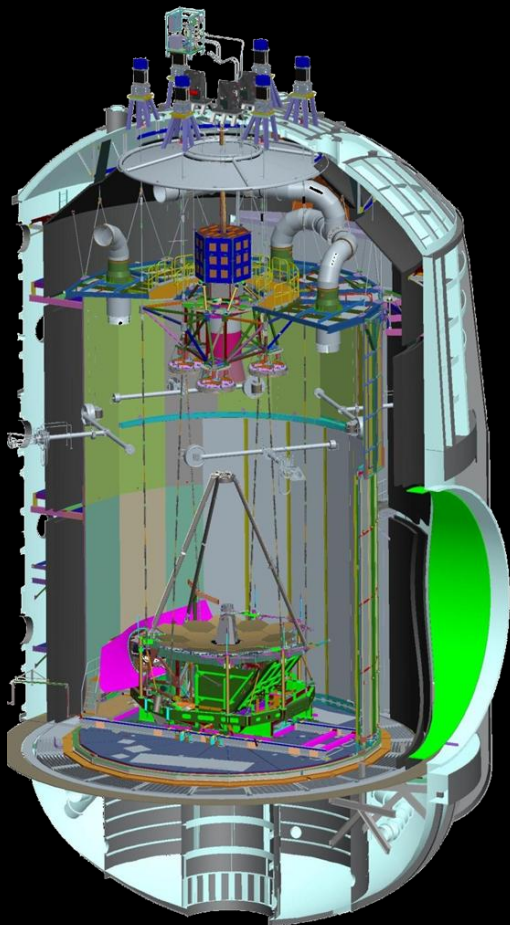
Then, during February 2017, the OTE + ISIM will be tested in the largest space simulation chamber in the world

Apollo era facility extensively refurbished for JWST

Largest deep cryogenic space simulation chamber

Performance certification completed during Aug 2012

13 K and 10^{-8} Torr reached during test



JSC Chamber A today





JSC Chamber A during Apollo


The Pathfinder telescope structure began cryogenic testing at Johnson Space Flight Center during May 2015

The Pathfinder is flight-like in every respect expect:


- Does not include the deployable “wings” of the backplane
- Is populated with two flight spare mirror segments



Space simulation testing of the pathfinder telescope was completed during December 2015



The telescope and instrument module will then be sent to Northrop Grumman Aerospace Systems for integration with the spacecraft bus and sunshield during June 2017



Space Telescope Transporter for Air Road and Sea (STTARS)

Then ... The JWST will be transported by ship through the Panama Canal to French Guiana for launch during 2018



Roll on roll off transport ship built in the Netherlands by Merwede Shipyards
Length 116m
Displacement about 4200 metric tons
Garage deck length 95m (plenty of room for STTARS)
Speed: 15 knots



6900 Nautical Miles
Approximately 20 days



Space Telescope Transporter for Air Road and Sea (STTARS)

The End (of this presentation)

But

with JWST, we will see the beginning of *everything*

The first galaxies

The origins of galactic structure

The birth of stars

The creation of planets

and more ...

You can follow the action: [@NASAWebbTelesc](#) [#JWST](#)