


Leonardo da Vinci inventeur: les machines volantes et le vol des oiseaux



Annalisa Perissa Torrini
Directrice du Cabinet des Dessins
Galerie de l'Accademie de Venice

Handwritten text at the top left, possibly a date or reference number.

Handwritten text at the top right, possibly a date or reference number.



Main body of handwritten text, likely a list or index, written in a cursive script.

Fig. 2 Ms B f.89v

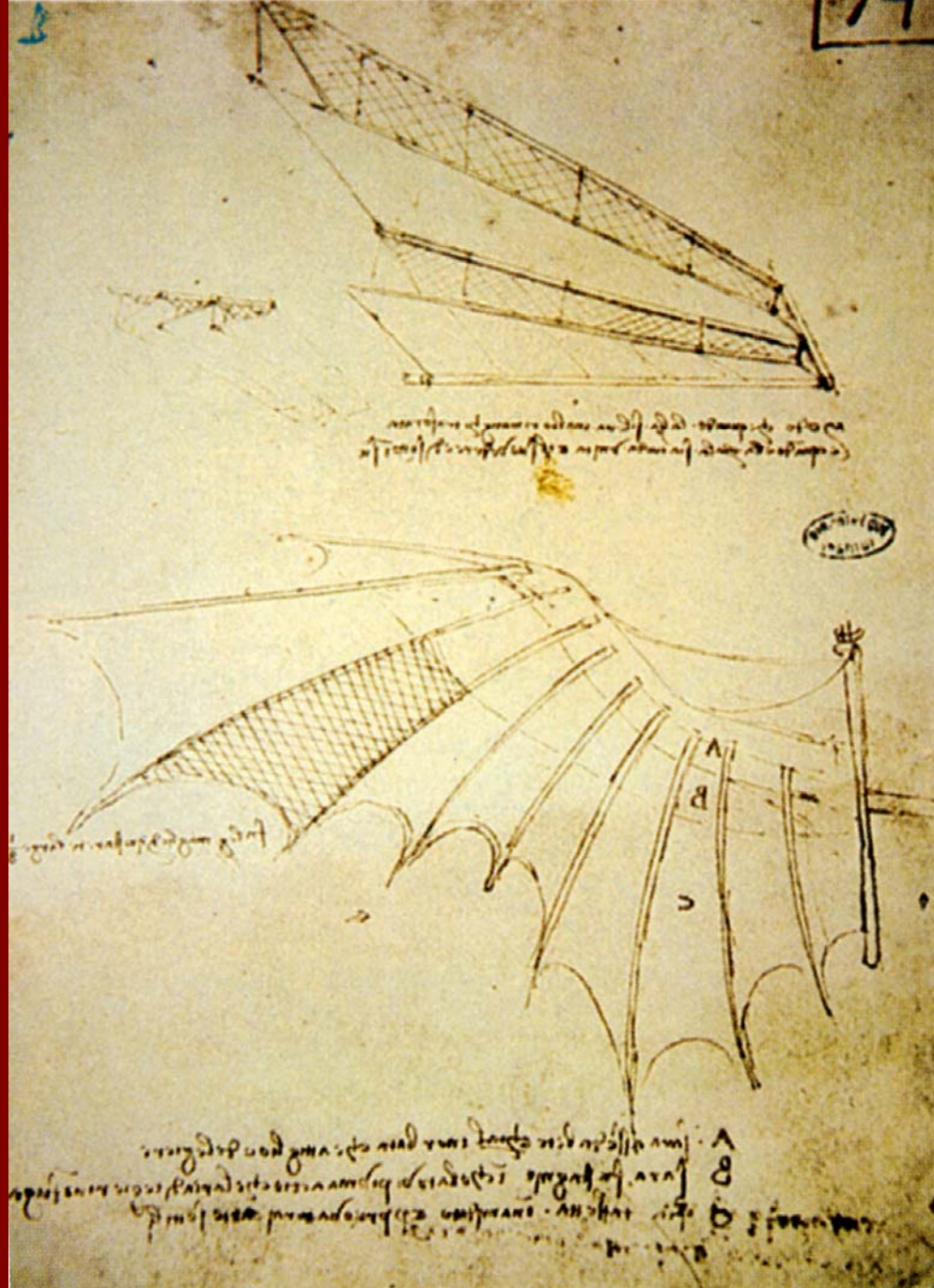


Fig.3 CA 74r

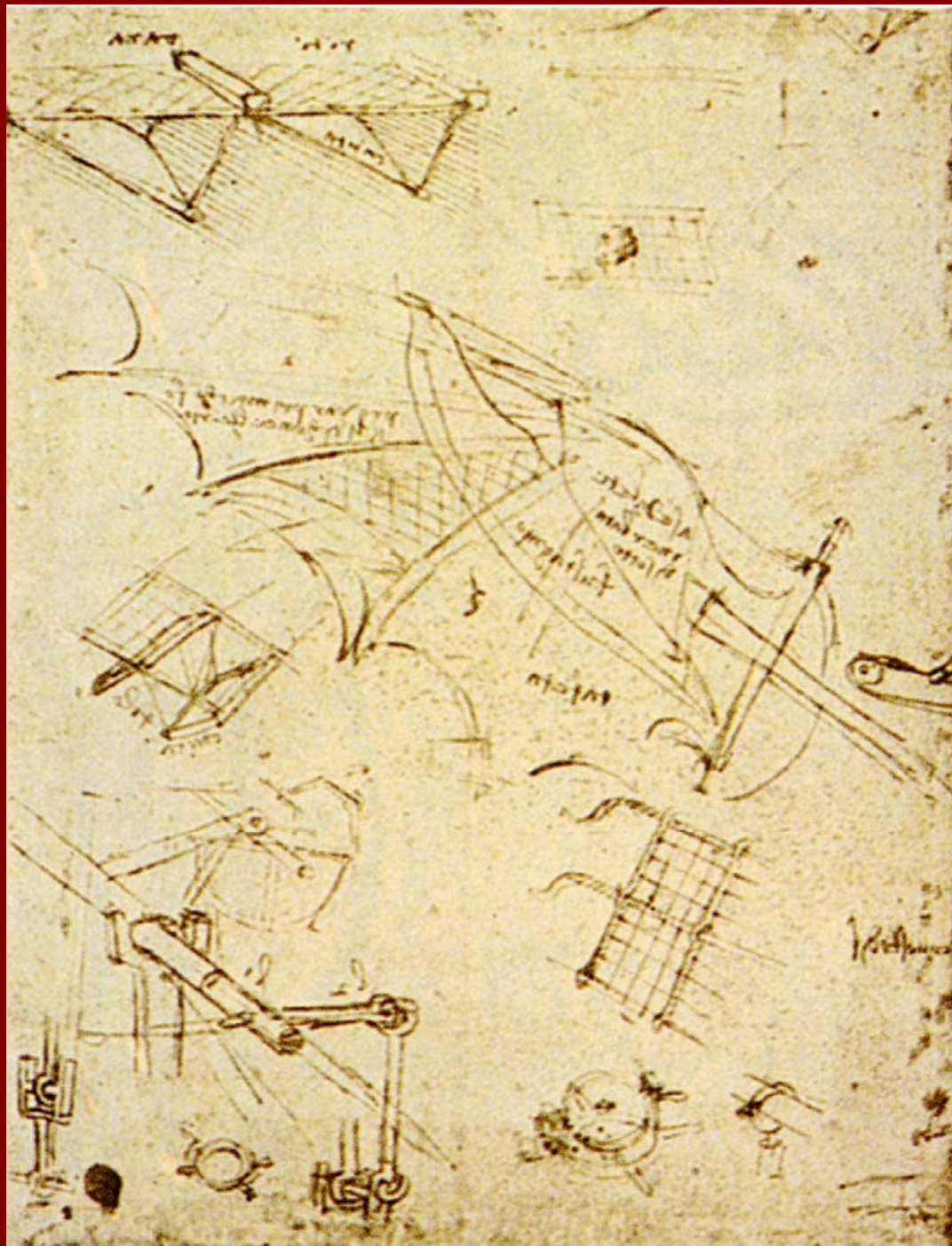


Fig.4 CA 309v-b


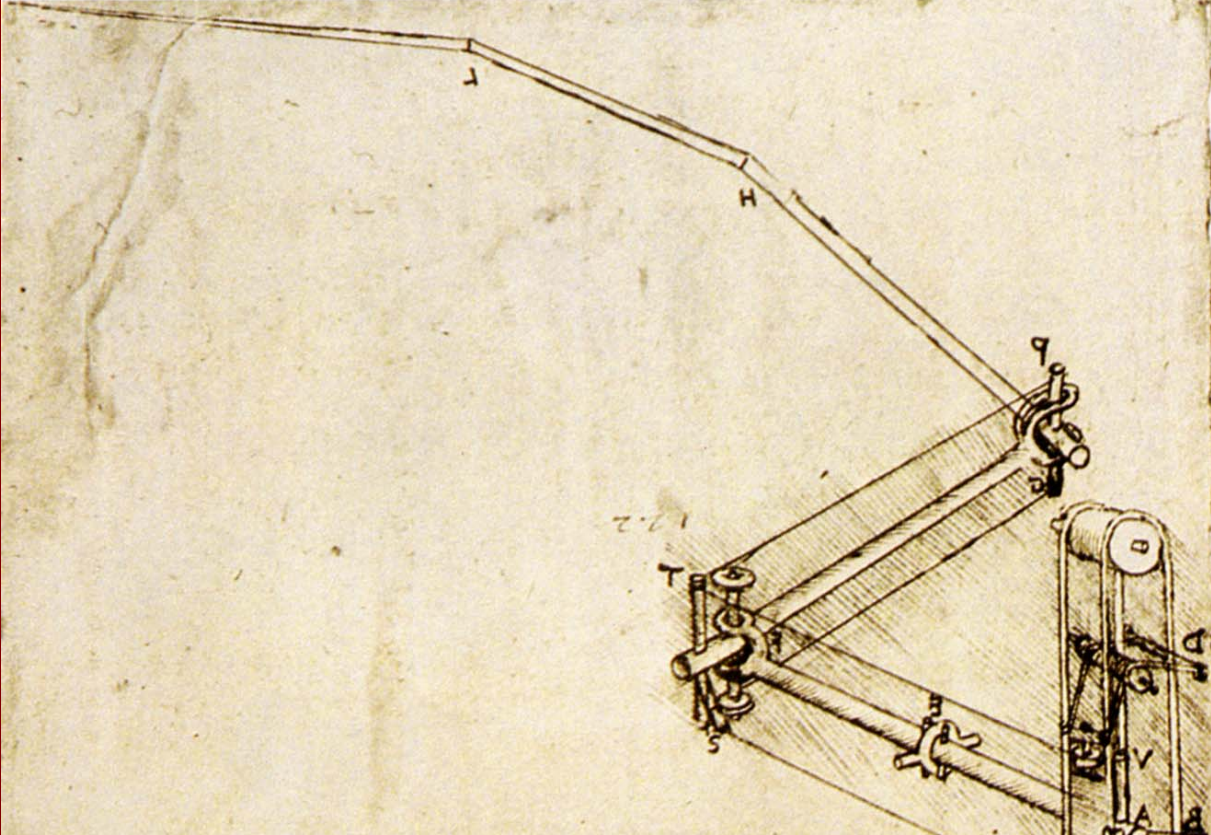


Fig.5 CA f313r-a



In questa figura si vede un modo di far
 un'acqua viva, o un'acqua che si
 muove continuamente, senza che
 si faccia alcun uso di fuoco, o
 d'altro calore. Il modo di farla
 è questo. Si piglia un tubo
 di metallo, o di legno, che
 sia lungo, e si divide in
 due parti. In una delle
 parti si mette un poco
 d'acqua, e si chiude
 l'istesso tubo con
 un tappo di cera, o
 di altro metallo.
 In l'altra parte si
 mette un poco
 d'acqua, e si
 chiude con un
 tappo di cera,
 o di altro metallo.
 Quando si
 tirerà il tappo
 di una delle
 due parti, l'acqua
 di l'altra parte
 si muoverà
 verso l'istesso
 tappo, e si
 muoverà
 continuamente,
 senza che si
 faccia alcun
 uso di fuoco,
 o d'altro
 calore.

Fig 6 CA f341r-b

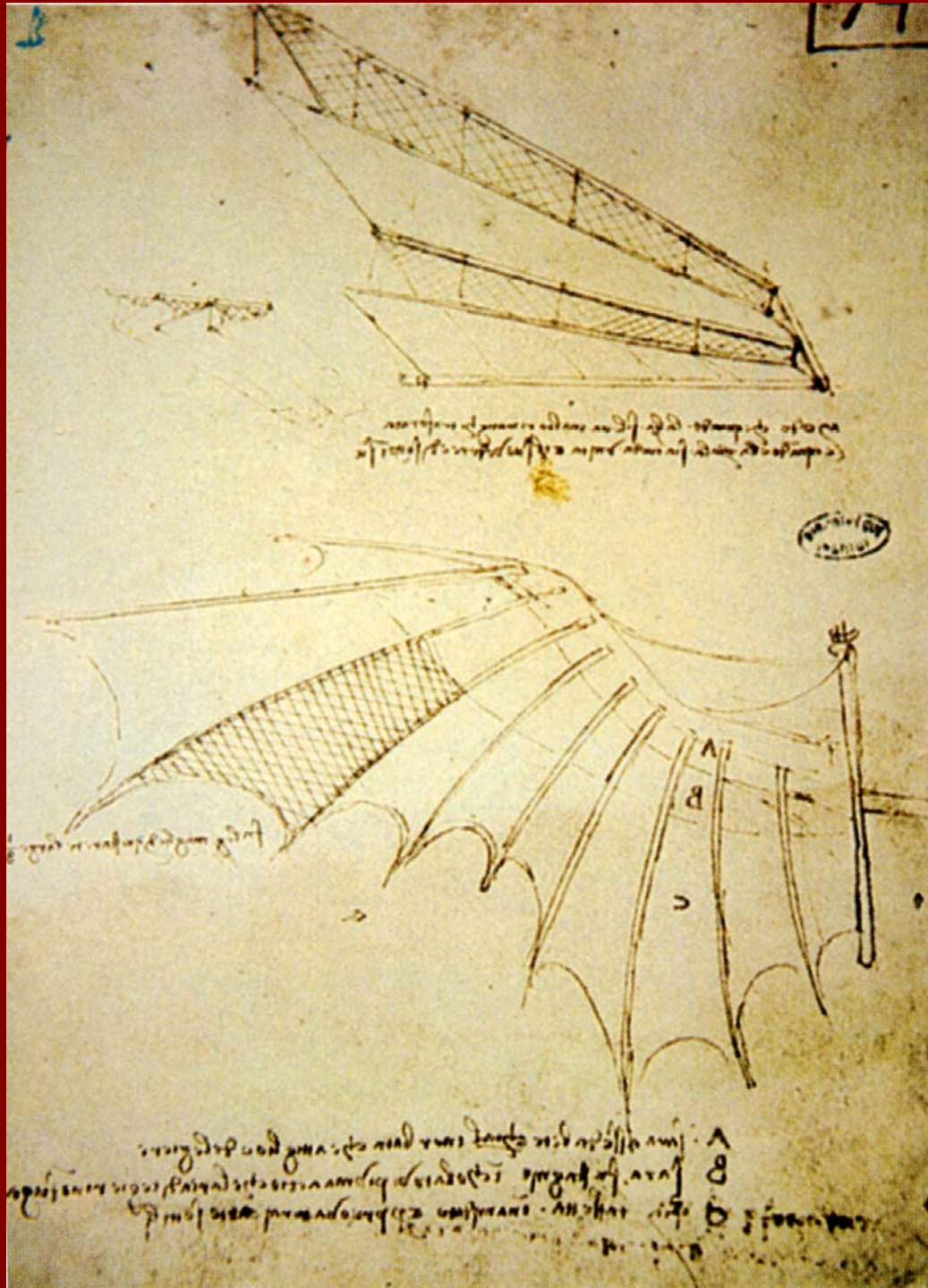


Fig.7 CAf.74v

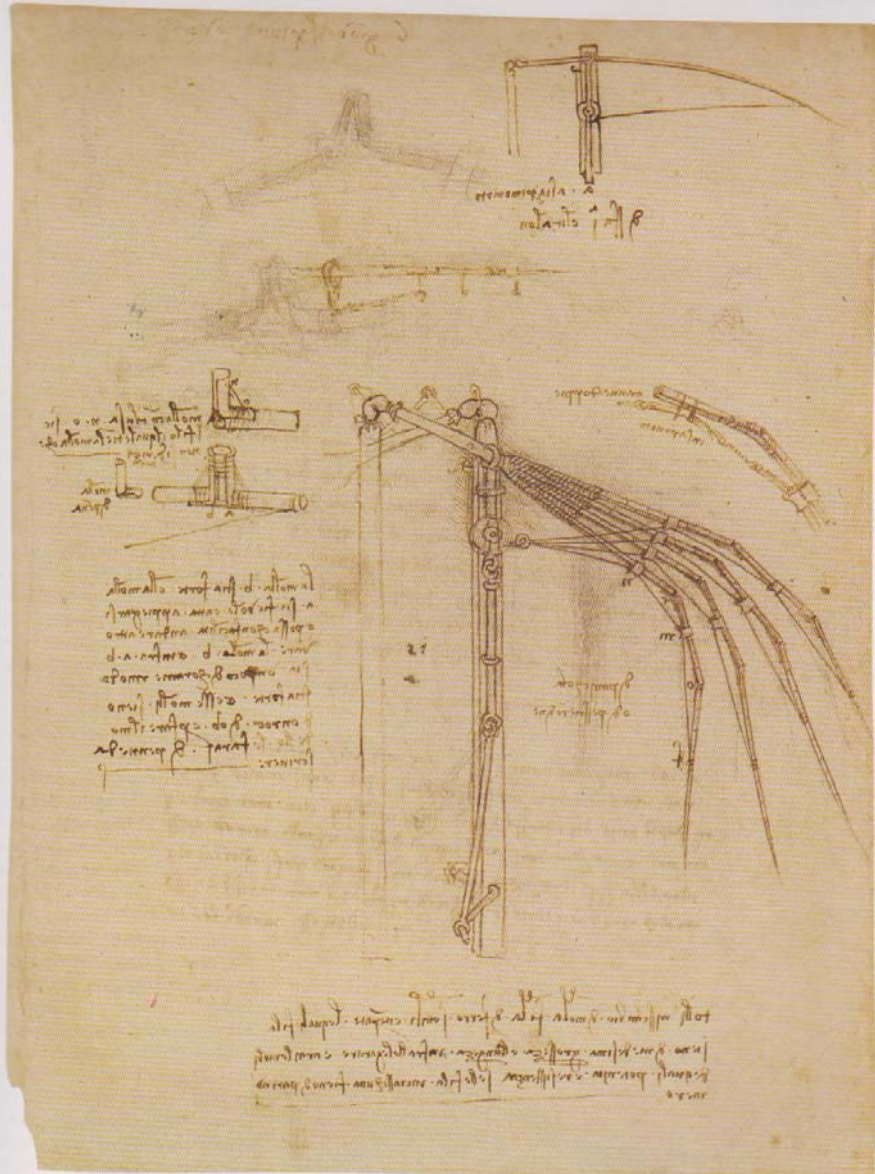


Fig. 8 CA f.308r-a

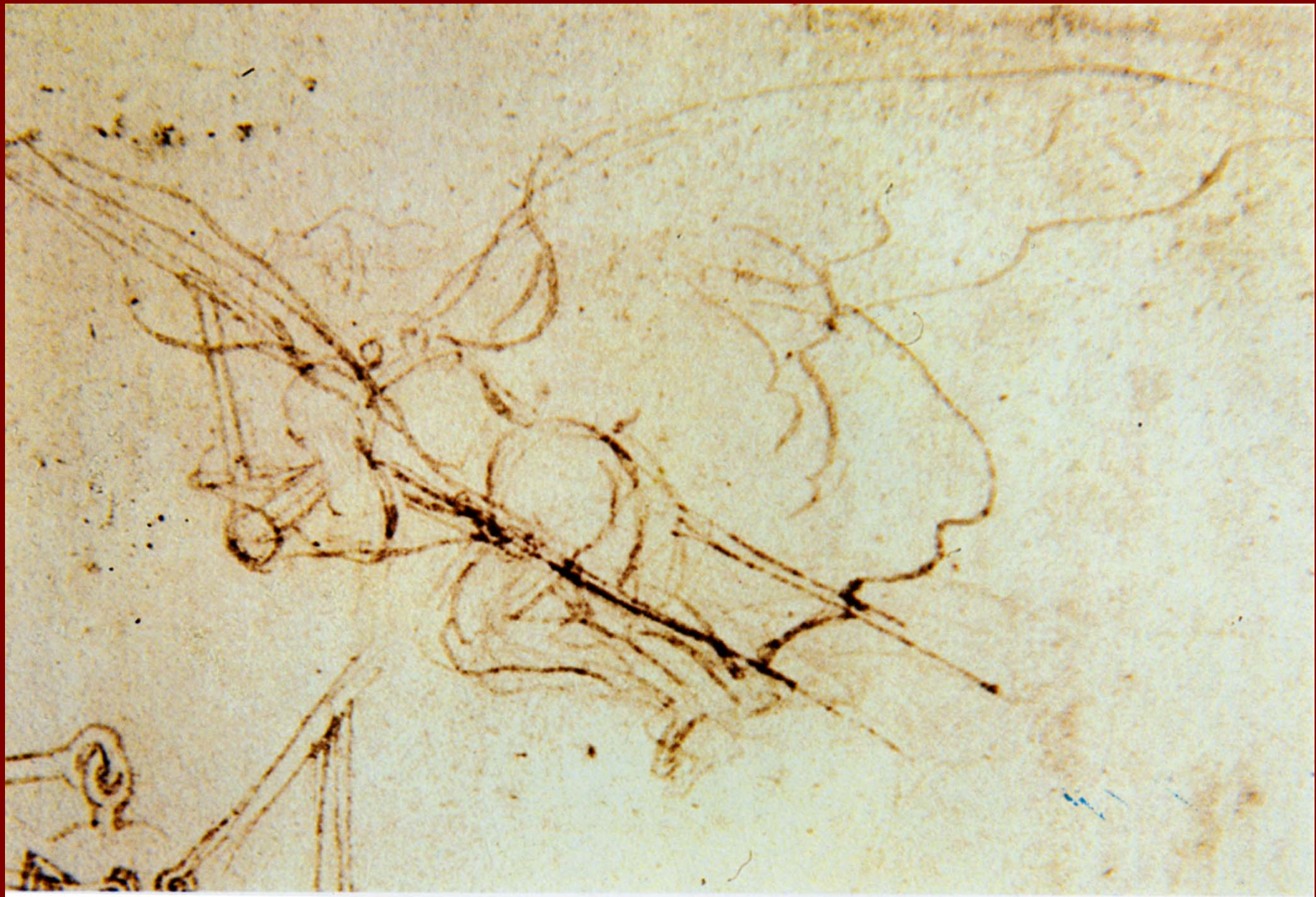
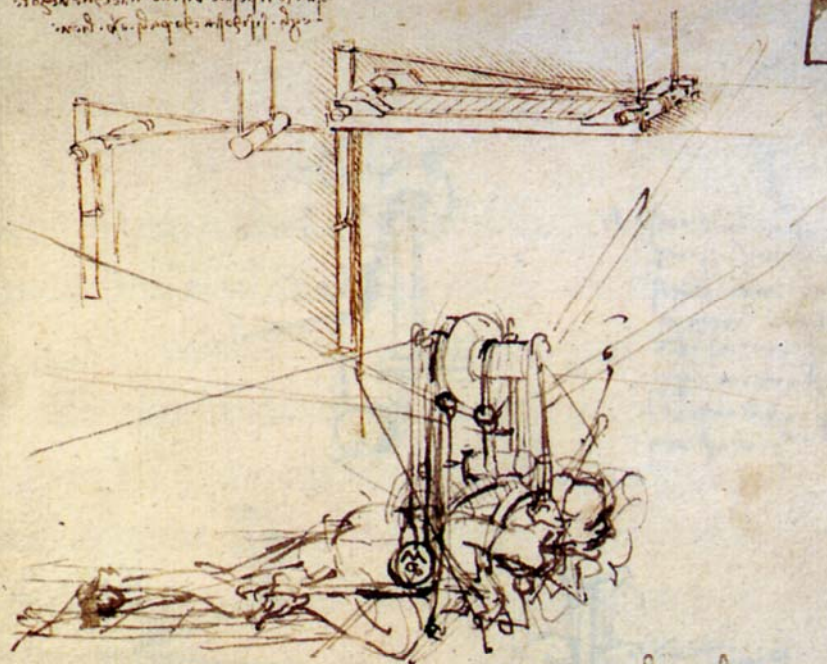


Fig.9 CA f.276r-bv

Handwritten text in a cursive script, likely a description of the mechanism above.

79



Main body of handwritten text in a cursive script, providing detailed instructions or descriptions related to the mechanical drawing.

BIBLIOTHEQUE
MUSEUM



Fig.10 MsB,f.79r

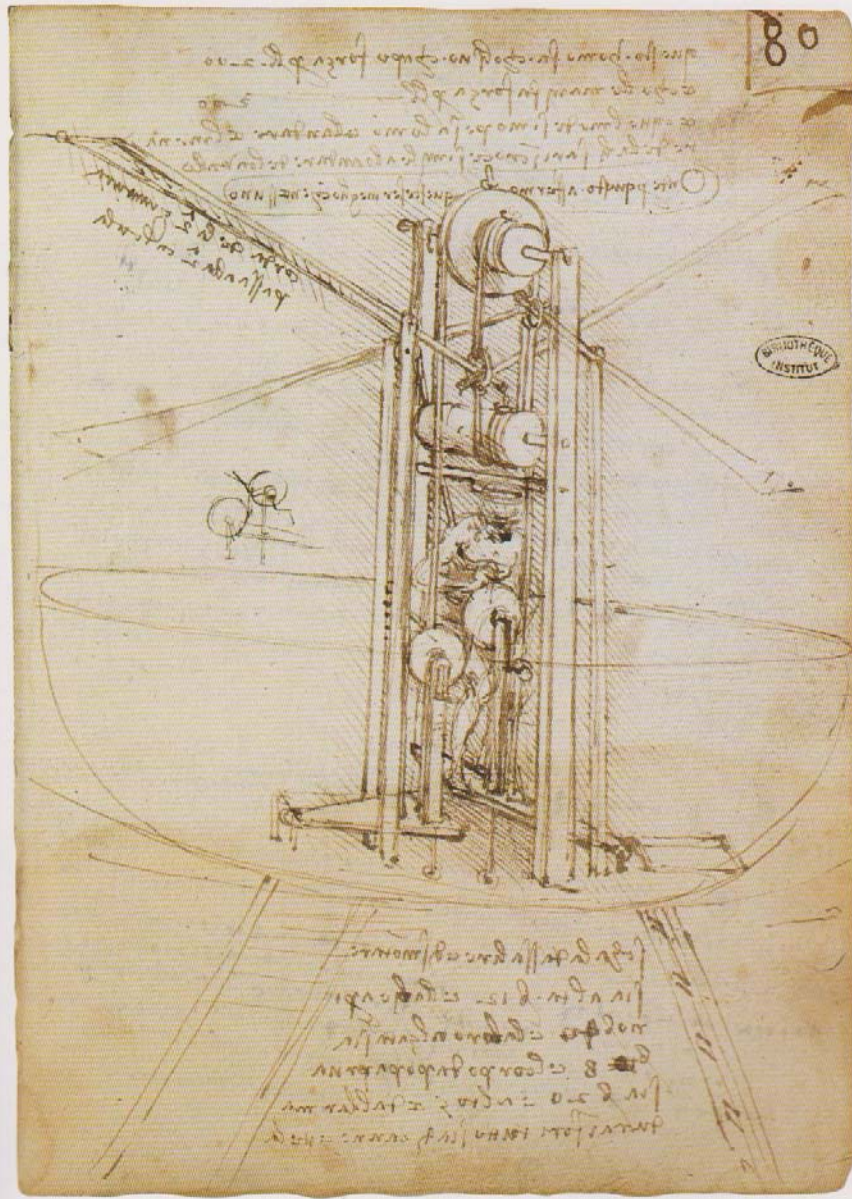
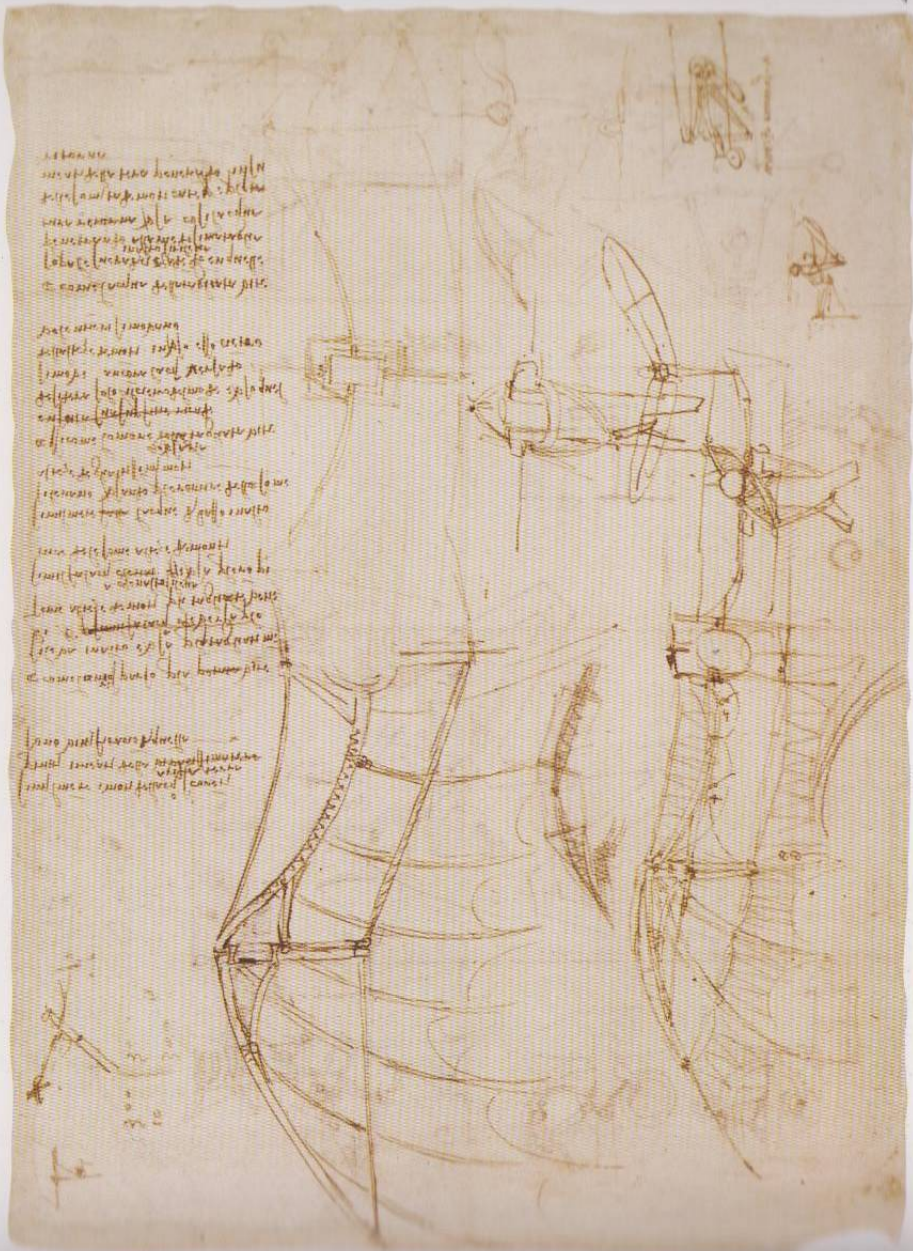


Fig.11 MsBf.80r



40



41

Fig.12 CA314r-b


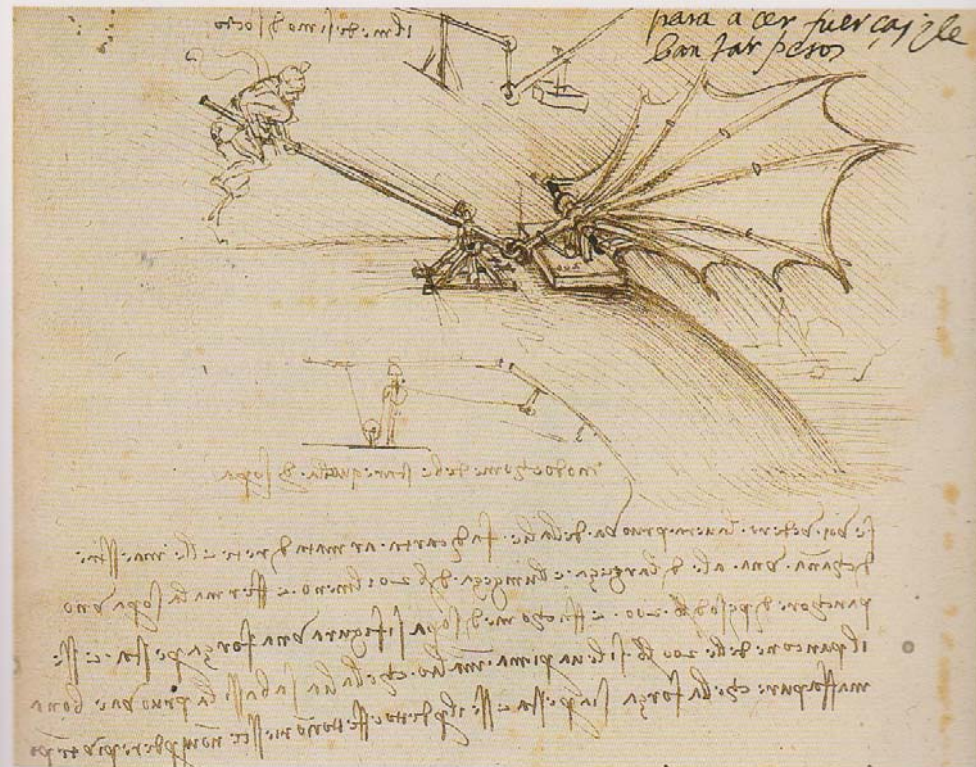



Fig.13 MsBf.88v

Handwritten text in a cursive script, likely a description or explanation of the diagram. The text is written in a dark ink on aged paper.



Main body of handwritten text in a cursive script, providing detailed instructions or a description of the device shown in the diagram. The text is written in a dark ink on aged paper.

Fig.14
MsB83v



Fig.15 Caf.381v-
a

in ostentibus et ad alios amicus alios dicitur (ostentibus)
 ad alios dicitur ad ostentibus ad ostentibus
 ad ostentibus ad ostentibus ad ostentibus
 ad ostentibus ad ostentibus ad ostentibus
 ad ostentibus ad ostentibus ad ostentibus

ad ostentibus ad ostentibus ad ostentibus
 ad ostentibus ad ostentibus ad ostentibus

ad ostentibus ad ostentibus ad ostentibus
 ad ostentibus ad ostentibus ad ostentibus

ad ostentibus ad ostentibus ad ostentibus
 ad ostentibus ad ostentibus ad ostentibus
 ad ostentibus ad ostentibus ad ostentibus



ad ostentibus ad ostentibus ad ostentibus
 ad ostentibus ad ostentibus ad ostentibus



ad ostentibus ad ostentibus ad ostentibus
 ad ostentibus ad ostentibus ad ostentibus

ad ostentibus ad ostentibus ad ostentibus
 ad ostentibus ad ostentibus ad ostentibus



ad ostentibus ad ostentibus ad ostentibus
 ad ostentibus ad ostentibus ad ostentibus



Fig.16 Cvu f.17r

וְיָשָׁר אֶת־עֵינָיו וְיִשְׁפָּט
 אֶת־יִשְׂרָאֵל וְיִשְׁפָּט אֶת־יִשְׂרָאֵל
 וְיִשְׁפָּט אֶת־יִשְׂרָאֵל וְיִשְׁפָּט
 אֶת־יִשְׂרָאֵל וְיִשְׁפָּט אֶת־יִשְׂרָאֵל
 וְיִשְׁפָּט אֶת־יִשְׂרָאֵל וְיִשְׁפָּט
 אֶת־יִשְׂרָאֵל וְיִשְׁפָּט אֶת־יִשְׂרָאֵל

וְיִשְׁפָּט אֶת־יִשְׂרָאֵל וְיִשְׁפָּט
 אֶת־יִשְׂרָאֵל וְיִשְׁפָּט אֶת־יִשְׂרָאֵל
 וְיִשְׁפָּט אֶת־יִשְׂרָאֵל וְיִשְׁפָּט
 אֶת־יִשְׂרָאֵל וְיִשְׁפָּט אֶת־יִשְׂרָאֵל
 וְיִשְׁפָּט אֶת־יִשְׂרָאֵל וְיִשְׁפָּט
 אֶת־יִשְׂרָאֵל וְיִשְׁפָּט אֶת־יִשְׂרָאֵל

וְיִשְׁפָּט אֶת־יִשְׂרָאֵל וְיִשְׁפָּט
 אֶת־יִשְׂרָאֵל וְיִשְׁפָּט אֶת־יִשְׂרָאֵל
 וְיִשְׁפָּט אֶת־יִשְׂרָאֵל וְיִשְׁפָּט
 אֶת־יִשְׂרָאֵל וְיִשְׁפָּט אֶת־יִשְׂרָאֵל
 וְיִשְׁפָּט אֶת־יִשְׂרָאֵל וְיִשְׁפָּט
 אֶת־יִשְׂרָאֵל וְיִשְׁפָּט אֶת־יִשְׂרָאֵל
 וְיִשְׁפָּט אֶת־יִשְׂרָאֵל וְיִשְׁפָּט
 אֶת־יִשְׂרָאֵל וְיִשְׁפָּט אֶת־יִשְׂרָאֵל



Fig.17 CVUf.16v

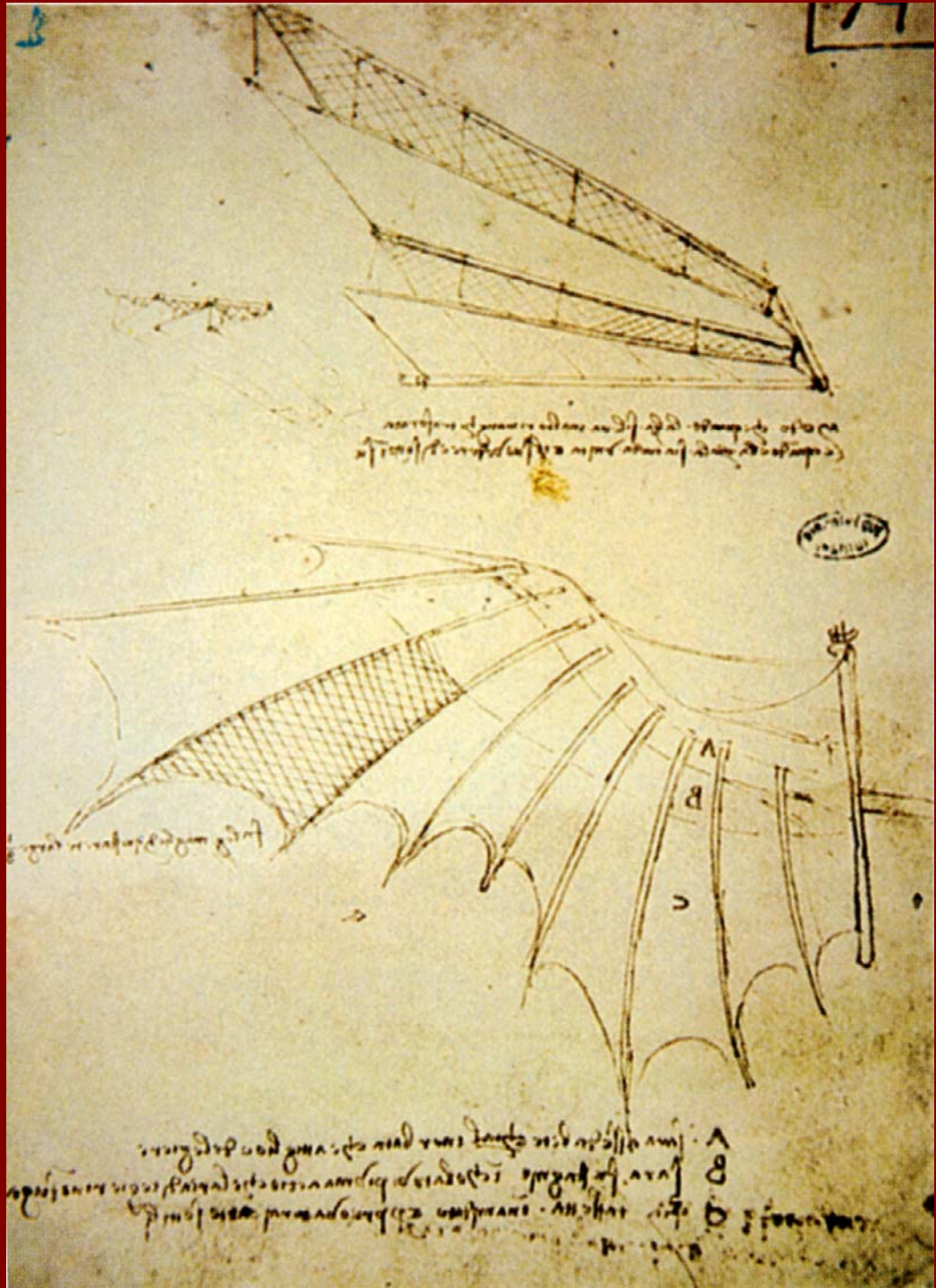
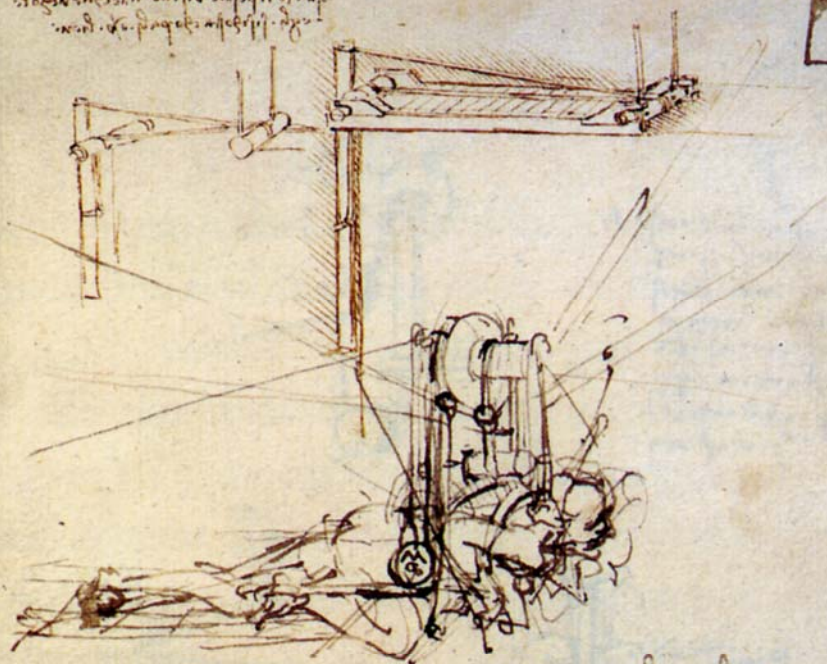


Fig.18 CAf.74v

Handwritten text in a cursive script, likely a description of the mechanism above.

79



Main body of handwritten text in a cursive script, providing a detailed description of the mechanism shown in the diagram above.

BIBLIOTHEQUE
MUSEUM



Fig.19 MsB,f.79r

